



Scope of Practice and Work/Community Satisfaction in the Territories and the Rest of Canada

Presentation by Norma Stewart
Hay River, NWT
October 28, 2004



Main Area of Nursing Practice

(n = 3493*)

- **Respondents to national survey:**
 - **Acute care** **1550 RNs (44.4%)**
 - **Long-term care** **619 RNs (17.7%)**
 - **Community health** **562 RNs (16.1%)**
 - **Home care** **304 RNs (8.7%)**
 - **Primary care** **290 RNs (8.3%)**
 - **Other** **168 RNs (4.8%)**

*** Survey question: “In which of the above practice areas do you spend most of your time?”**

Excluded here – education, administration, research



Primary Care as Main Practice

- **National level – 8.3%**
- **Territories**

Nunavut – 20%; Yukon – 15.6%; NWT – 11.5%

- **Provinces**

Ontario – 13.5%

Manitoba – 11.4%

British Columbia - 10%

Saskatchewan – 8.4%

Newfoundland – 6.1%

New Brunswick – 6.1%

Alberta – 5.7%

Nova Scotia – 4.9%

Quebec – 4.6%

PEI – 0%



Advanced Decision-Making or Practice

- **Total – 39.1%**
- **Territories – 47.8%**
- **Provinces**
 - **Ontario – 50%**
 - **BC/AB - 42.7%**
 - **SK/MB – 38.7%**
 - **Atlantic – 32.6%**
 - **Quebec – 31.0%**



Health Promotion in Community

- **Total – 48.6%**
- **Territories – 56.3%**
- **Provinces**
 - **BC/AB – 54.7%**
 - **Ontario – 52.7%**
 - **SK/MB – 49.3%**
 - **Atlantic – 44.9%**
 - **Quebec – 36.6%**



Main Area of Nursing Practice by Territories and All of Canada (n = 3493*)

Practice Area	NT (%)	NU (%)	YT (%)	All of Canada (%)
Acute Care	51.5	40.0	44.2	44.4
Long term Care	7.3	---	8.4	17.7
Community Health	17.6	36.9	20.1	16.1
Home Care	5.5	1.5	5.2	8.7
Primary Care	11.5	20.0	15.6	8.3
Other	6.7	1.5	6.5	4.8
Total n	165	65	154	3493

Survey question: “In which of the above practice areas do you spend most of your time?”

*Excluded here – education, administration, research



Advanced Nursing Practice (ANP) by Territories and All of Canada (n = 3493)

Scope of Practice	NT (%)	NU (%)	YT (%)	All of Canada (%)
Advanced nursing practice and decision-making	43.5	68.9	50.3	39.9
Facilitation of community health promotion activities	52.5	63.5	53.0	47.8
Nothing in my day is routine	60.8	80.0	61.7	63.3
I am required to take on other roles depending on demand	54.2	46.2	59.1	58.2
I use protocols specific to ANP	44.0	64.6	37.7	36.9
Total n	165	65	154	3493



Maternity Care by Territories and All of Canada (n = 3493)

Scope of Practice	NT (%)	NU (%)	YT (%)	All of Canada (%)
Pre-natal Care	45.5	72.3	43.5	35.1
Management of labor	30.9	60.0	16.9	22.8
Management of delivery	29.7	60.0	14.9	20.8
Post-natal care	52.1	78.5	44.2	40.5
Total n	165	65	154	3493



General Diagnostic Tests by Territories and All of Canada (n = 3493)

Scope of Practice	NT (%)	NU (%)	YT (%)	All of Canada (%)
Ordering diagnostic tests	39.4	63.1	36.4	28.5
Performing diagnostic tests	40.0	64.6	46.8	32.5
Interpreting diagnostic tests	42.4	69.2	48.1	35.0
Total n	165	65	154	3493



Medication and Referrals by Territories and All of Canada (n = 3493)

Scope of Practice	NT (%)	NU (%)	YT (%)	All of Canada (%)
Prescribing medication	29.1	66.2	27.3	17.8
Dispensing (not administrating) medication	54.5	81.5	51.9	46.7
Direct referral to an <i>allied health professional</i>	48.5	66.2	52.6	49.3
Direct referral to a <i>medical specialist</i>	22.4	52.3	23.4	21.9
Total n	165	65	154	3493



Emergency/Acute Care by Territories and All of Canada (n = 3493)

Scope of Practice	NT (%)	NU (%)	YT (%)	All of Canada (%)
Suturing	26.1	67.7	26.6	20.2
Taking X-rays	20.6	56.9	24.7	8.2
Casting/Splinting	32.1	66.2	31.2	25.4
Evacuating patients	55.2	83.1	45.5	37.0
Pronouncing death	21.2	55.4	29.9	41.8
Total n	165	65	154	3493

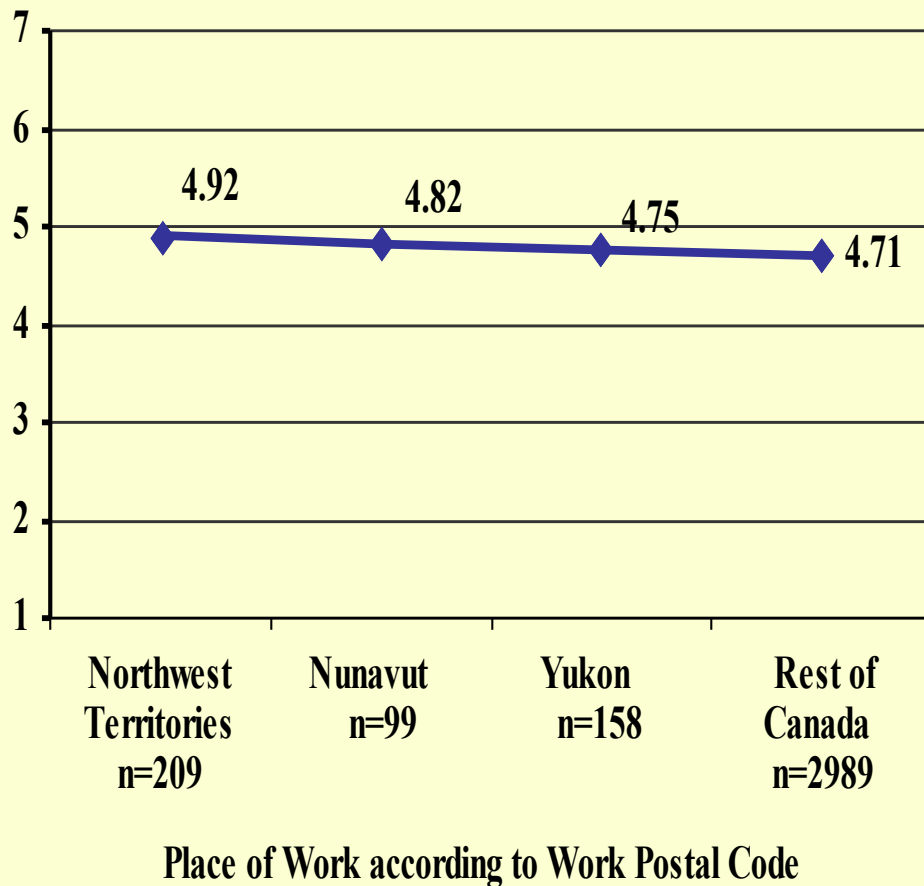


Specific Diagnostic Tests by Territories and All of Canada (n = 3493)

Scope of Practice	NT (%)	NU (%)	YT (%)	All of Canada (%)
Performing pap smears	27.3	61.5	25.3	15.9
Audiometry	23.0	49.2	25.3	12.6
Refraction	7.9	21.5	5.2	3.8
Pulmonary function testing	20.0	36.9	15.6	12.4
Total n	165	65	154	3493



Work Satisfaction by Territory of Work and *Rest* of Canada (n = 3455)



Comments

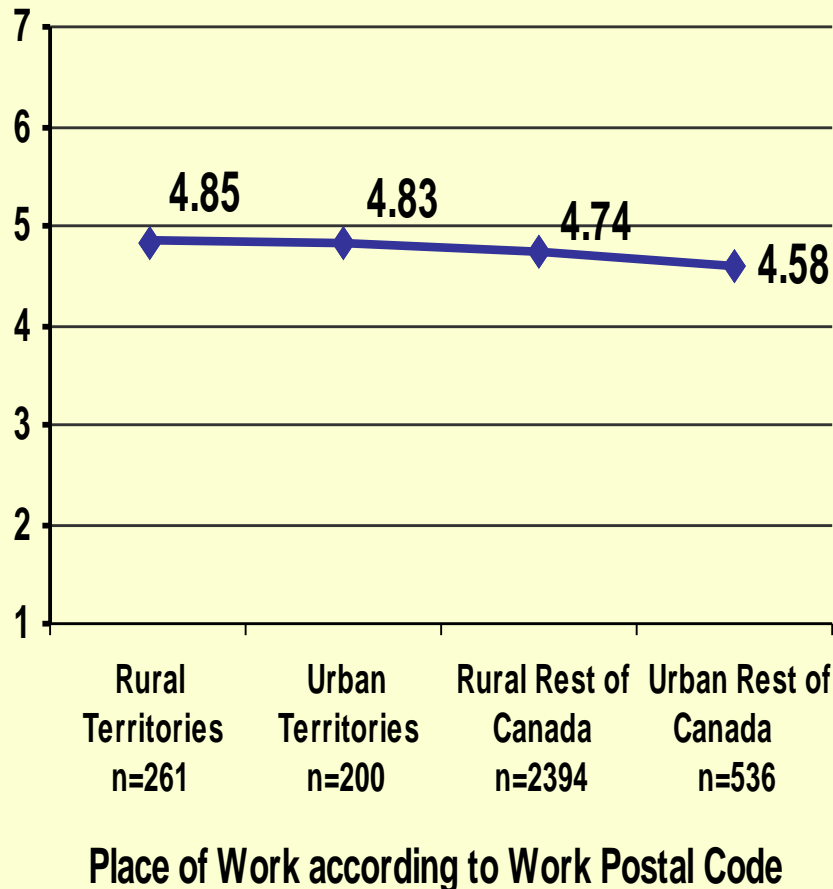
- Work Satisfaction was a 30-item scale, with 6 subscales
- Work Satisfaction Mean Range = 1(min) - 7(max)
- Average work satisfaction for all provinces (n=3455) was 4.73 (sd=.74)

Results

- Significant difference between Work Satisfaction reported by respondents working in NWT and respondents working in Rest of Canada ($P = .001$)



Work Satisfaction by Rural/Urban Territory of Work and Rural/Urban Rest of Canada (n = 3391)



Comments

- Rural = 10,000 or less
Urban = 10,001 or greater
- Average work satisfaction for all provinces (n=3391) was 4.73 (sd=.74)

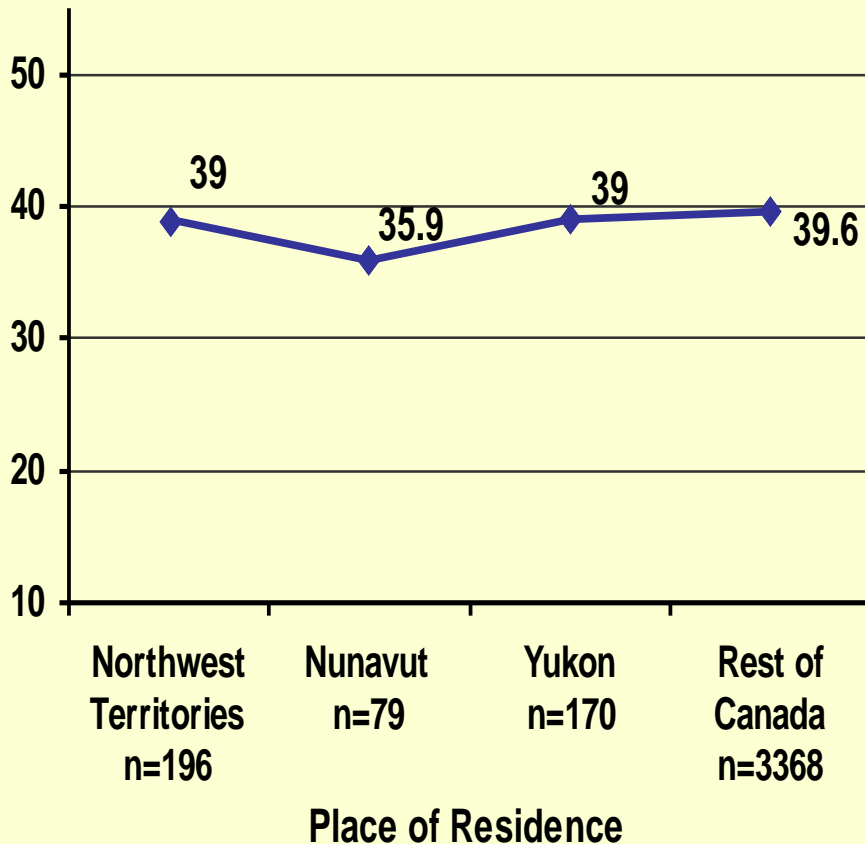
Results

Significant differences between Work Satisfaction reported by respondents working in Urban Rest of Canada and respondents working in:

- a) Rural Territories ($P < .001$)
- b) Urban Territories ($P = .002$)
- c) Rural Rest of Canada ($P < .001$)



Community Satisfaction by Territory of Residence and Rest of Canada (n = 3813)



Comments

- Community Satisfaction was an 11-item scale (1=not satisfied; 5=satisfied)
- Community Satisfaction Range: 11-55
- Average Community Satisfaction for all provinces (n=3813) was 39.43 (sd=7.54)

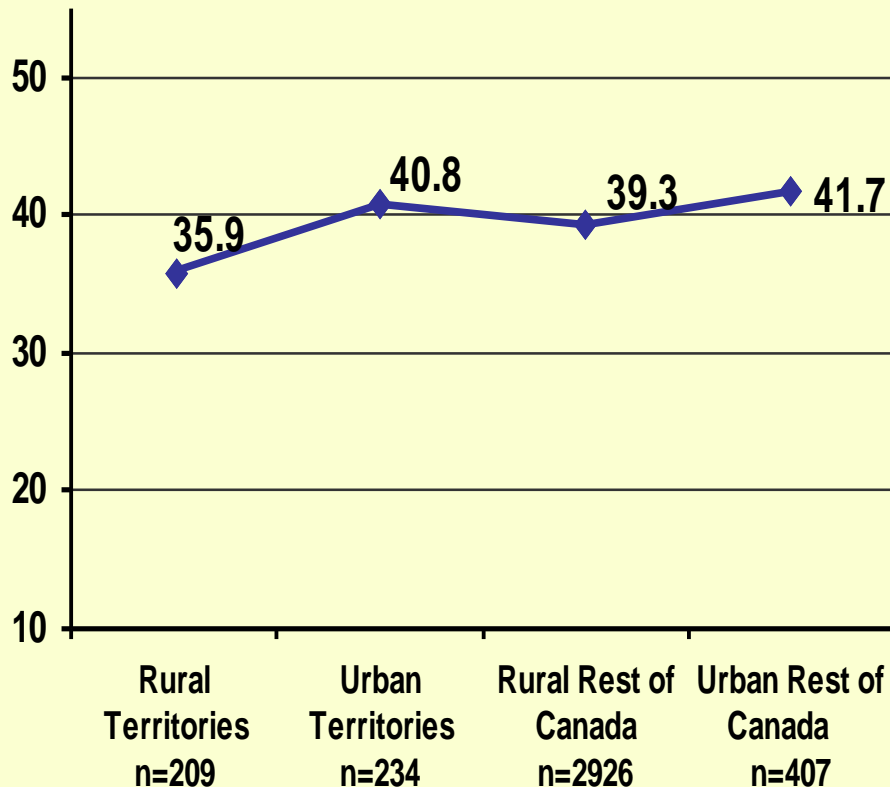
Results

- Significant differences between Community Satisfaction reported by respondents residing in Nunavut and respondents residing in:
 - a) Northwest Territories ($P = .020$)
 - b) Yukon ($P = .030$)
 - c) Rest of Canada ($P < .000$)



Community Satisfaction

by Rural/Urban Territory of Residence and
Rural/Urban *Rest* of Canada (n = 3776)



Place of Residence

Comments

- Rural = 10,000 or less
Urban = 10,001 or greater
- Average Community Satisfaction for all provinces (n=3776) was 39.43 (sd=7.54)

Results

- Significant differences between Community Satisfaction reported by respondents residing in Rural Territories and respondents residing elsewhere ($P < .001$).