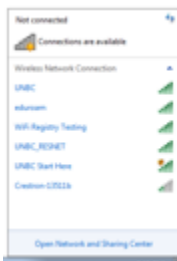


## UNBC Start Here Wireless Onboarding Service

Effective September 2016 this new service will allow self-service wireless on boarding of your device. New Quick and Easy steps to connect reduces the setup time for our Students, Faculty and Staff who use UNBC's wireless services which leaves more time for studying, researching and teaching!

### Steps to Connect:

1. Choose the UNBC Start Here Wireless connection



2. You will be redirected to [wificonnect.unbc.ca](http://wificonnect.unbc.ca) in a web browser.  
If not go to [wificonnect.unbc.ca](http://wificonnect.unbc.ca) and Click Accept



**UNBC Acceptable Use Policy**

**1.0 Purpose**

The purpose of this policy is to promote the responsible and ethical use of the University of Northern British Columbia (UNBC) computing resources. The computing resources at the University of Northern British Columbia support the educational, research, and administrative activities of the University. The use of these resources is a privilege that is extended to members of UNBC community.

**2.0 Scope**

This policy applies to all users of computing resources owned or managed by the University of Northern British Columbia. Individuals covered by the policy include (but are not limited to) the University of Northern British Columbia faculty and visiting faculty, staff, students, researchers, alumni, guests or agents of the administration, external individuals and organizations accessing network services via UNBC's computing facilities.

Computing resources include all university owned, licensed, or managed hardware and software, and use of the university network via a physical or wireless connection, regardless of the ownership of the computer or device connected to the network.

**3.0 Acceptable Use Policy**

All UNBC computer users are expected to adhere to the computer use policy described here. In addition, users may be subject to additional regulations set by those responsible for a particular computing facility. Such regulations must be publicized. With due regard for the right of privacy of users and the confidentiality of their data, authorized university staff will routinely monitor computing activity in order to safeguard the security and smooth operation of UNBC computing resources.

Individuals must respect the rights of other authorized users. The following activities are prohibited:

1. Using the computer access privileges of others or sharing one's username and password; interfering with the security or confidentiality of

ACCEPT      REJECT

3. Follow the prompts to create a profile for the wireless connection of your choosing



Please select the Wireless Network you would like to connect to.

- [UNBC](#)
- [UNBC RESNET](#)
- [EDUROAM](#)


Please remember to "delete" or "forget" the "UNBC Start Here" network to prevent your device from accidentally connecting to it in the future.

If you live in residence and have a wireless device that doesn't use the standard username/password pair then click the link below to learn how to connect that device to our wireless network. Such devices may include, but are not limited to, game consoles, wireless tvs and wireless printers.

[WiFi Register](#)


For further assistance please contact the help desk by emailing [support@unbc.ca](mailto:support@unbc.ca) or calling 250 960 5321 (25321 locally). Alternatively you can visit them on the second floor of building 8, the Student Lab Building.

- Join Now – click to start the download process



Welcome to the University of Northern British Columbia. Please click Join Now to begin connecting your device to UNBC WiFi.

The following system was detected:



[JoinNow](#)

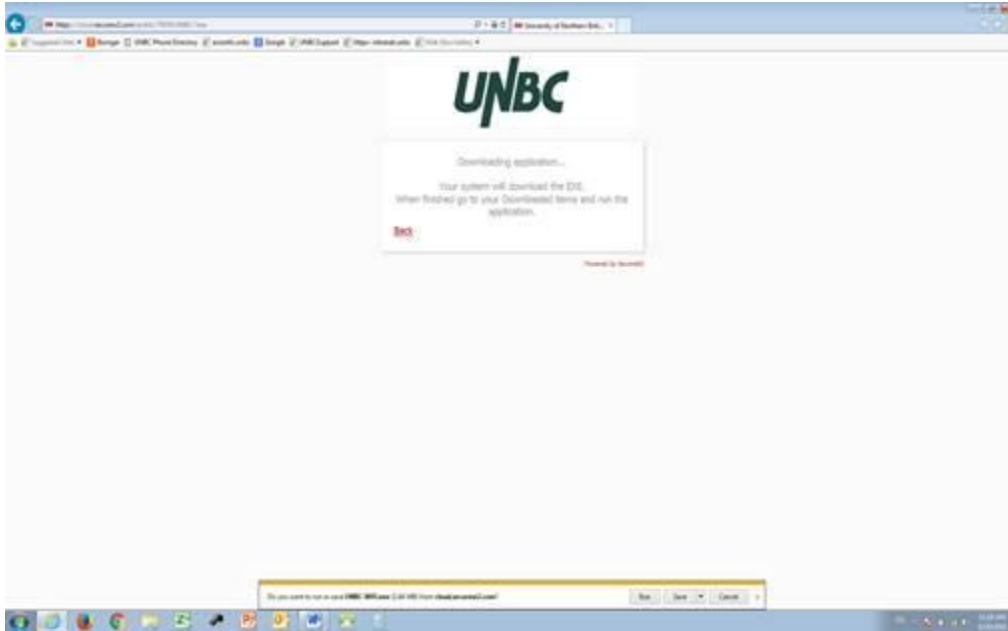
By clicking the JoinNow button you accept the following [terms and conditions](#).

Was your device detected incorrectly?

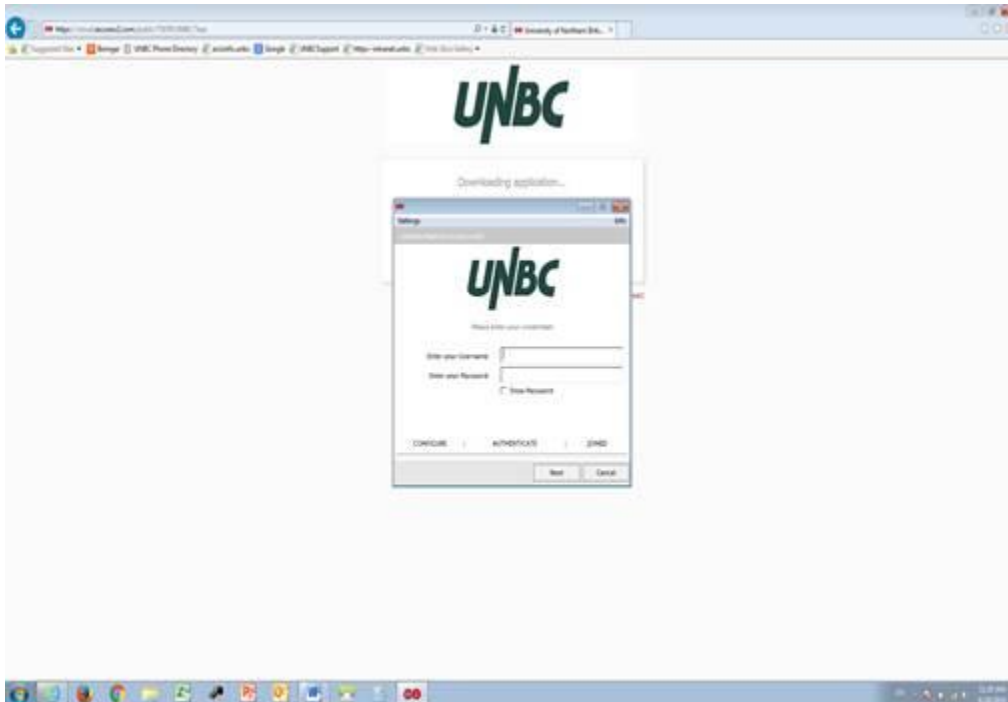
Select your device:

Powered by SecureW2

- Internet Explorer example of download



- Enter your UNBC credentials



- Successfully Joined message



You are done - Use the newly formed connection profile to connect to Wireless

**If you need assistance please contact the IT Service Desk in one of the following ways:**

Phone: 250-960-5321

Email: [support@unbc.ca](mailto:support@unbc.ca)

Visit: Teaching Lab Building 8-265, Prince George Campus