

District of Tumbler Ridge Seniors' Housing Assessment Study: Methodology Report

Prepared by:
Community Development Institute
University of Northern British Columbia



ACKNOWLEDGEMENTS

Throughout this project, the research team at the Community Development Institute (CDI) at the University of Northern British Columbia (UNBC) engaged with, and received assistance from, many community members. We would like to express appreciation for the advice, feedback, and logistical support provided by members of the Community Partners Group, including Amanda Coulson, Louise Davies, Doug Foerster, Bev Fournier, Ken Klikach, Dick Lekei, Glenn Miller, Barb Schuerkamp, Rose Snyder, Ronke Solomon, Maureen Sywolos, and Dawn Wagner.

In particular, we wish to thank Aleen Torraville, Corporate Officer with the District of Tumbler Ridge, who provided invaluable support by proactively connecting us with so many stakeholders interested in supporting this initiative, providing us with their contact information, and lending other ongoing logistical support.

We would also like to thank Erin Powers, a fourth-year practicum student with the University of Victoria Public Health and Social Policy program, who worked on the early stages of this project. We wish Erin, who lives and works in Fort St. John, all the best in her educational and career endeavours.

It is our hope that the findings from this project provide insightful and diverse perspectives of the state of the housing stock in Tumbler Ridge and the issues that need to be addressed as residents continue to age and enjoy a high quality-of life in the community.

The funding for this study was provided by the District of Tumbler Ridge.

Laura Ryser, Marleen Morris, Julia Good, Aliya Jackson, and Greg Halseth
Prince George, BC
2021

AVAILABILITY

Copies of this report have been provided to District of Tumbler Ridge and to all participants who provided input into this process. The project reports are posted on the website of the Community Development Institute at UNBC: <https://www.unbc.ca/community-development-institute/research-projects>.

The information contained in this report is part of a series of reports completed for the District of Tumbler Ridge Senior's Housing Assessment Study. These include:

- District of Tumbler Ridge Seniors' Housing Assessment Study: Summary Report.
- District of Tumbler Ridge Seniors' Housing Assessment Study: Data Report.
- District of Tumbler Ridge Seniors' Housing Assessment Study: Methodology Report.

CONTACT INFORMATION

For further information about this topic and the project, please contact Marleen Morris or Greg Halseth, Co-Directors of the Community Development Institute.

Community Development Institute
University of Northern British Columbia
3333 University Way
Prince George, BC
V2N 4Z9
Tel 250 960-5952
www.unbc.ca/community-development-institute

TABLE OF CONTENTS

Acknowledgements.....	i
Availability.....	ii
Contact Information.....	ii
Table of Contents.....	iii
Introduction	1
Project Objectives	1
Final Reports	2
Overview: The Tumbler Ridge Seniors’ Housing Assessment.....	2
About the Methodology Report.....	3
Methodology.....	4
Timeline.....	4
Research Ethics	4
Establish a Tumbler Ridge Community Partners Group	4
Seniors’ Housing Assessment.....	5
Profile of Participants.....	6
Age Distribution	6
Gender	8
Marital Status.....	9
Household Composition.....	10
Household Income	11
Education	12
Employment Status.....	13
Indigenous Status.....	14
Type of Dwelling	15
Length of Residency in Tumbler Ridge.....	16
Time Spent Away from Tumbler Ridge	17
Assistive Devices for Household Members.....	18
Appendix A: Consent Form	a
Appendix B: Tumbler Ridge Seniors’ Housing Assessment.....	- 1 -
The Community Development Institute	l

INTRODUCTION

Like many communities in Canada, the District of Tumbler Ridge is experiencing population aging, as many long-time residents are choosing to remain in the community. Over the past several years, the community has felt increasingly challenged to provide housing, services, and programs that would enable seniors to age-in-place.

The District of Tumbler Ridge has already taken steps towards understanding seniors' needs in the community. Earlier in 2019, the District Council commissioned and received an Age-Friendly Plan, which provided broad guidance on supporting seniors in the community.

Beyond this general guidance, however, the District of Tumbler Ridge, along with health service providers and seniors' organizations in the community, identified the need to undertake an assessment to determine, at the household level, the housing and health support services that will be required in Tumbler Ridge. For this project, the District of Tumbler Ridge approached the Community Development Institute (CDI) at the University of Northern British Columbia (UNBC). To support this initiative, the CDI worked with the District, local seniors, seniors' organizations, and care service providers to complete an assessment of the housing stock in Tumbler Ridge and its suitability to support aging-in-place. Data was also collected to determine the programs and services required in order to support seniors to age-in-place in Tumbler Ridge. As such, the final reports are strategically designed to identify the housing and health support service needs for seniors in Tumbler Ridge. It also includes information, options, and recommendations that can be used by the District of Tumbler Ridge, seniors' organizations, and service providers in planning and decision-making for addressing these needs.

PROJECT OBJECTIVES

The objectives of the project were to:

- Develop a comprehensive understanding of the current and future housing needs of seniors in Tumbler Ridge, with particular attention to issues of accessibility.
- Develop a comprehensive understanding of the current and future support service needs of seniors in Tumbler Ridge.
- Assess the current housing stock occupied by seniors in Tumbler Ridge and its suitability to support aging-in-place.
- Determine the current use and future needs for services to support seniors to age-in-place in Tumbler Ridge.
- Develop options and recommendations for addressing the needs in housing and health support services identified through the research and assessment.

Final Reports

The District of Tumbler Ridge Seniors' Housing Assessment Study resulted in three reports:

- ***District of Tumbler Ridge Seniors' Housing Assessment Study: Summary Report*** which presents the key findings, analysis, and conclusions from the study.
- ***District of Tumbler Ridge Seniors' Housing Assessment Study: Data Report*** which presents the data from each question in the assessment in easy-to-read charts and tables.
- ***District of Tumbler Ridge Seniors' Housing Assessment Study: Methodology Report*** which presents information about the design and implementation of the study.

Overview: The Tumbler Ridge Seniors' Housing Assessment

An assessment tool was designed to determine the suitability of the housing stock in Tumbler Ridge to support aging-in-place. As such, the data collected was used to better understand the extent to which the housing stock is suitable “as is” or whether renovations are needed in order to extend the suitability of the existing housing. The assessment tool included a list of questions regarding socio-demographic background information and mobility issues for older residents, as well as issues related to the exterior and interior accessibility (i.e., entrances, living room, kitchen, bathrooms, bedroom, laundry, and stairways), lighting, safety, home repair, and home maintenance.

Another aspect of the assessment tool was designed to explore current and future housing and support services that will be required by senior households living in Tumbler Ridge. Questions explored needs around assistance with home maintenance, yard maintenance, transportation, shopping, banking, housekeeping, laundry, cooking, personal care, and nursing care. This section also explored the use of formal supports through the public and private sector, as well as the use of informal support networks, for example from family and friends. The final section of the assessment then asked about future housing preferences.

The Tumbler Ridge Seniors' Housing Assessment was conducted with a sample of local residents aged 55 and older from September to December 2020. Due to ongoing concerns about face-to-face research during the COVID-19 pandemic, the research team was unable to visit each participating household and data collection protocols were revised to complete the assessments remotely. Participants were recruited to participate through publicly available lists, as well as through self-identification. Awareness of the project was created through recruitment e-mails from seniors' groups and community organizations, recruitment posters that were distributed through key locations in the community (seniors' drop-in, community centre, post office, town hall, etc.), and notices in the local newspaper. For those willing to participate, we arranged to connect at a time convenient for the resident.

Participants were provided with two options for completing the assessment. The participants could connect with a member of the research team through a Zoom video conference meeting. Alternatively, participants could speak with a member of the research team during a scheduled phone meeting. In both cases, the participating household was provided with a copy of the assessment guide ahead of the scheduled meeting, and a member of the UNBC research team filled out a copy of the assessment during the meeting.

In total, 63 participants aged 55 years or older were interviewed. Including the respondents and all members of their households, 101 individuals over 55 years of age were represented in the assessment. In addition, eight individuals under the age of 55 were identified as household members. For each assessment, comments were recorded in a Word document and a copy of the individual assessment was sent by mail or email to each participant for review. Participants were given two weeks to review their assessment and get back to the research team with any clarifications or changes.

After the assessments were completed, responses for closed-ended questions were entered and analyzed in a database. For open-ended questions, qualitative analysis was done to identify, code, and categorize patterns and themes that emerged from the data.

About the Methodology Report

The purpose of the ***District of Tumbler Ridge Seniors' Housing Assessment Study: Methodology Report*** is to describe the process and activities that were undertaken for this research study. Included in this report is a description of the research ethics process, the Tumbler Ridge Community Partners Group, and the assessment interview process. Also included is a participant profile, which describes key characteristics such as age, gender, household size, household income, marital status, Indigenous status, education, employment, dwelling type, occupancy, years in Tumbler Ridge, time away from Tumbler Ridge, and use of assistive devices.

The assessment interviews also collected data on a number of other factors that are having an impact on aging-in-place in Tumbler Ridge, for example transportation in the community, transportation to other communities, and assistance with daily living tasks such as laundry, house cleaning, and meal preparation. The complete data set of information collected in the assessment can be found in the ***District of Tumbler Ridge Seniors' Housing Assessment Study: Data Report***.

METHODOLOGY

Our methodological approach allowed us to engage organizations and people who have significant insight into the issue of seniors' housing and housing and health support services in Tumbler Ridge, are well-positioned to take action on the options, and have the ability to reach out to provide help and support to seniors. The details of this approach are described below.

Timeline

June 2020	Establish the Tumbler Ridge Community Partners Group
July 2020	Finalize the assessment tool
March-August, 2020	Complete the research ethics review process (UNBC)*
August, 2020	Complete the research ethics review process (Northern Health)
September 2020	Complete 'test' assessments with the Tumbler Ridge Community Partners Group
October-December 2020	Complete assessments with participating older households
December 2020	Complete quantitative data entry
December 2020	Complete analysis of open-ended comments provided through assessments
January 2021	Complete draft reports
February 2021	Review and edit draft reports
March 2021	Submit final reports to partners

**Delays in starting the project due to unfolding complications related to the COVID-19 pandemic.*

Research Ethics

Our research is bound by strict protocols that are shaped by UNBC's Research Ethics Board and Northern Health. A key component of this protocol is to provide research participants with a copy of a consent form that outlines the purpose of the study, why they were recruited to participate, how the research process will protect their anonymity and confidentiality, how data and information will be securely stored, and the voluntary nature of their participation.

Establish a Tumbler Ridge Community Partners Group

The CDI established a Community Partners Group to work together to inform, finalize, and implement the project. The Community Partners Group also played an active role in promoting the project, recruiting participants, and distributing assessment packages to households when needed. In particular, the Community Partners Group was responsible for reaching out to households where one member was 55 years of age or older to invite them to participate in the research project. Participation by households that are soon to be seniors, in addition to those 65 and over, will help with long-term planning. The Community Partners Group was comprised of members from a range of organizations including the District of Tumbler Ridge, TR Cares, Tumbler Ridge Community Health Centre, Tumbler Ridge Food Bank, Tumbler Ridge Forever Young Society, Tumbler Ridge Health Centre Foundation, Tumbler Ridge Ministerial Association, and the Tumbler Ridge Pharmacy.

Seniors' Housing Assessment

An assessment tool was designed to determine the suitability of the housing stock in Tumbler Ridge to support aging-in-place. As such, the data collected was used to better understand the extent to which the housing stock is suitable “as is” or whether renovations are needed in order to extend the suitability of housing. The assessment tool included a list of questions regarding socio-demographic background information and mobility issues for older residents, as well as issues related to the exterior and interior accessibility (i.e. entrances, living room, kitchen, bathrooms, bedroom, laundry, and stairways), lighting, safety, home repair, and home maintenance (see Appendix B).

Another aspect of the assessment tool was designed to explore current and future housing and support services that will be required by senior households living in Tumbler Ridge. Questions explored needs around assistance with home maintenance, yard maintenance, transportation, shopping, banking, housekeeping, laundry, cooking, personal care, and nursing care. This section also explored the use of formal supports through the public and private sector, as well as the use of informal support networks, for example from family and friends. The final section of the assessment then asked about future housing preferences.

The Tumbler Ridge Seniors' Housing Assessment was conducted with residents aged 55 and older from September to December 2020. Due to ongoing concerns about face-to-face research during the COVID-19 pandemic, the research team was unable to visit each participating household and data collection protocols were revised to complete the assessments. Participants were recruited to participate through publicly available lists, as well as through self-identification. Awareness of the project was created through recruitment e-mails from senior's groups and community organizations, recruitment posters that were distributed through key locations in the community (senior's drop-in, community centre, post office, town hall, etc.), and notices in the local newspaper. For those willing to participate, we arranged a contactless meeting at a time convenient for the resident.

Participants were provided with two options for completing the assessment. The participants could connect with a member of the research team through a Zoom video conference meeting. Alternatively, participants could speak with a member of the research team during a scheduled phone meeting. In both cases, the participating household was provided with a copy of the assessment guide ahead of the scheduled meeting, and a member of the UNBC research team filled out a copy of the assessment during the meeting.

A total of 63 assessments were completed. For each assessment, comments were recorded in a word document and a copy of the individual assessment was sent by mail or email to each participant for review. Participants were given two weeks to review their assessment and get back to the research team with any clarifications or changes.

After the assessments were completed, responses for closed-ended questions were entered and analyzed in a database. For open-ended questions, qualitative analysis was done to identify, code, and categorize patterns and themes that emerged from the data.

PROFILE OF PARTICIPANTS

This section provides a brief review of the socio-demographic profile of the people who participated in the Tumbler Ridge Seniors' Housing Assessment. In total, 63 participants aged 55 years or older were interviewed. Including the respondents and all members of their households, 101 individuals over 55 years of age were represented in the assessment. In addition, eight individuals under the age of 55 were identified as household members.

Age Distribution

The age of older residents can be an important factor shaping housing and support needs. While pre-retirement seniors aged 55 to 64 are the largest senior age group in the District of Tumbler Ridge making up over 50% of all seniors aged 55 and over, our sample aimed to represent all senior age groups with ages distributed as evenly as possible. This was to ensure that the needs of all age groups were equally well represented, and allows for more accurate needs predictions as Tumbler Ridges senior population ages. One-third of respondents were in the pre-retirement group aged 55 to 64 years, 40% were in the 65- to 74-year age group, and 27% were aged 75 years and older (Figure 1). Figure 2 shows the age distribution of all respondents and household members represented in the assessment.

FIGURE 1: RESPONDENT AGE DISTRIBUTION

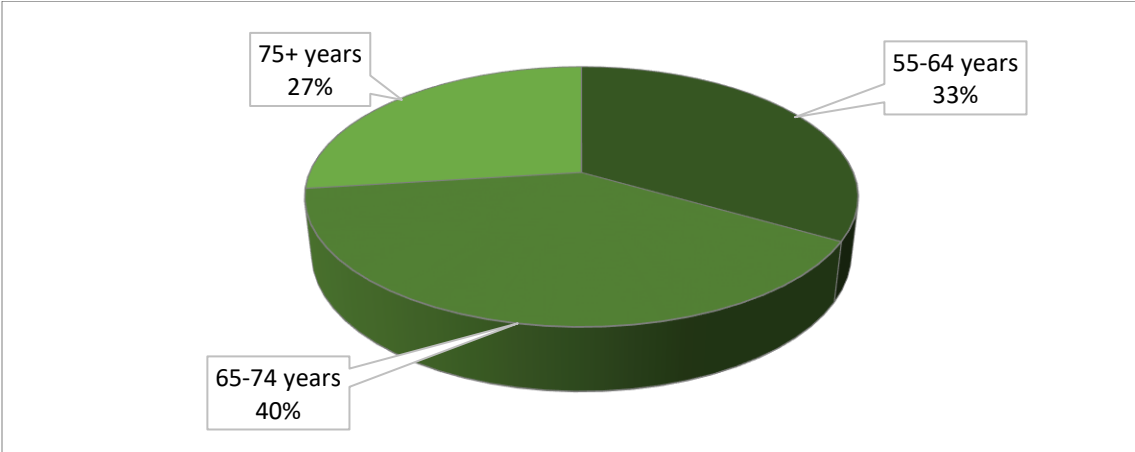
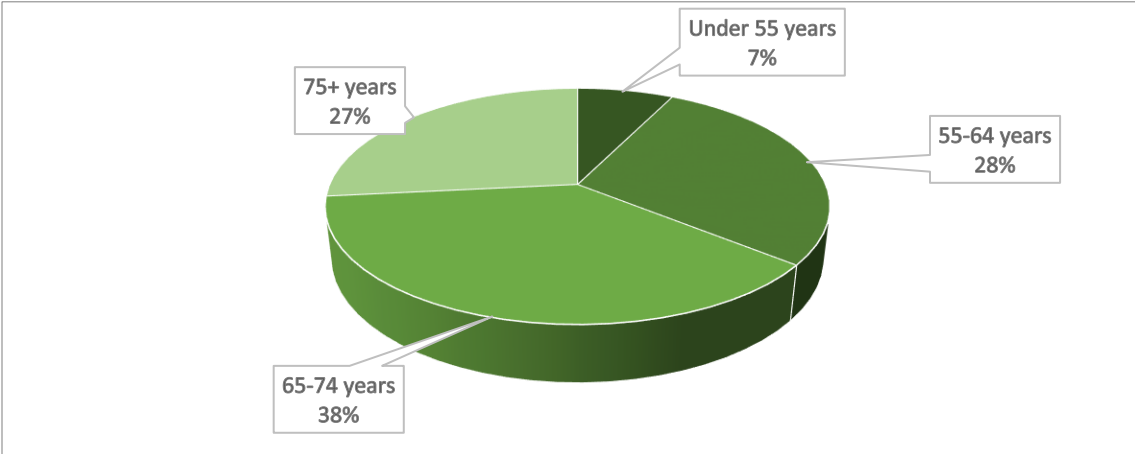


FIGURE 2: HOUSEHOLD MEMBER AGE DISTRIBUTION



Gender

Almost three-quarter of respondents were female (Figure 3). This pattern is not unusual, for in male/female households, women are generally more likely to take the lead in responding to this type of assessment or survey research on behalf of the household. Across the sample of participating households, 55% of all household members were women (Figure 4).

FIGURE 3: RESPONDENT GENDER DISTRIBUTION

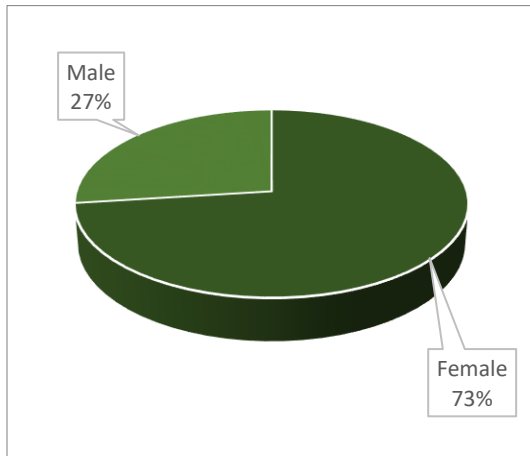
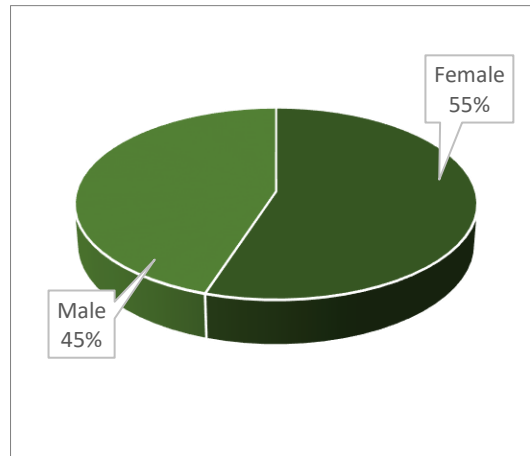


FIGURE 4: HOUSEHOLD MEMBER GENDER DISTRIBUTION



For households in our participating group, 39.7 percent (total 25) involved single-adult households. Of these single-adult households, 68 percent (total 17) of these were headed by women.

Marital Status

Marital status can provide an indicator of potential support within the household as people age. In this study, 57% of respondents were married or living in common law (Figure 5). The second largest group (19%) were widowed. Smaller groups of respondents were divorced, living in common law, separated, or single with no additional supports in the household. Figure 6 depicts the marital status of the broader household. There is a slightly larger proportion of single residents due to the presence of children in the home.

FIGURE 5: MARITAL STATUS OF RESPONDENTS

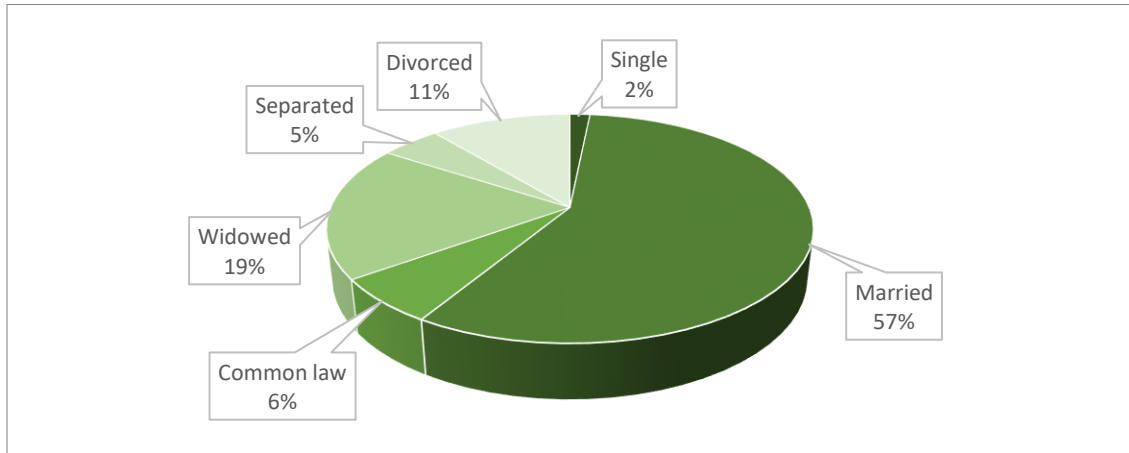
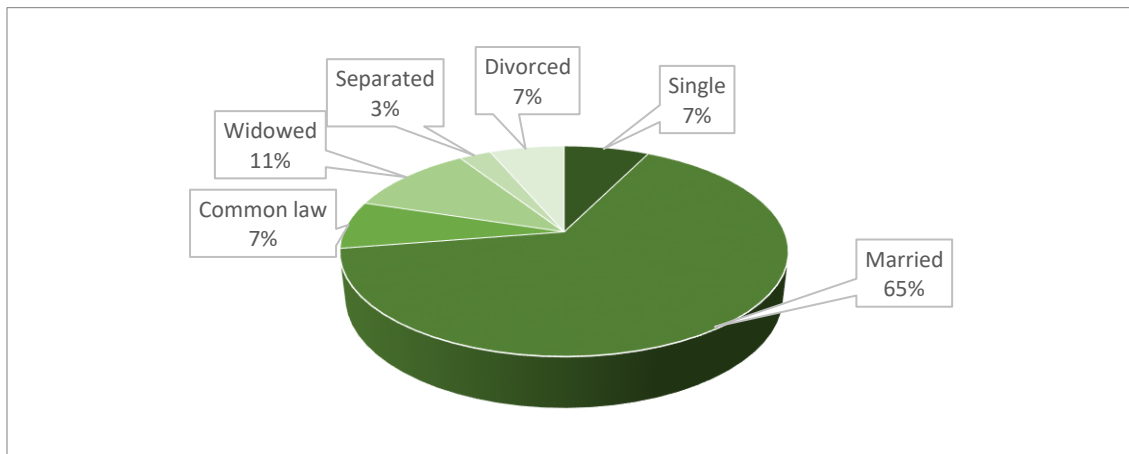


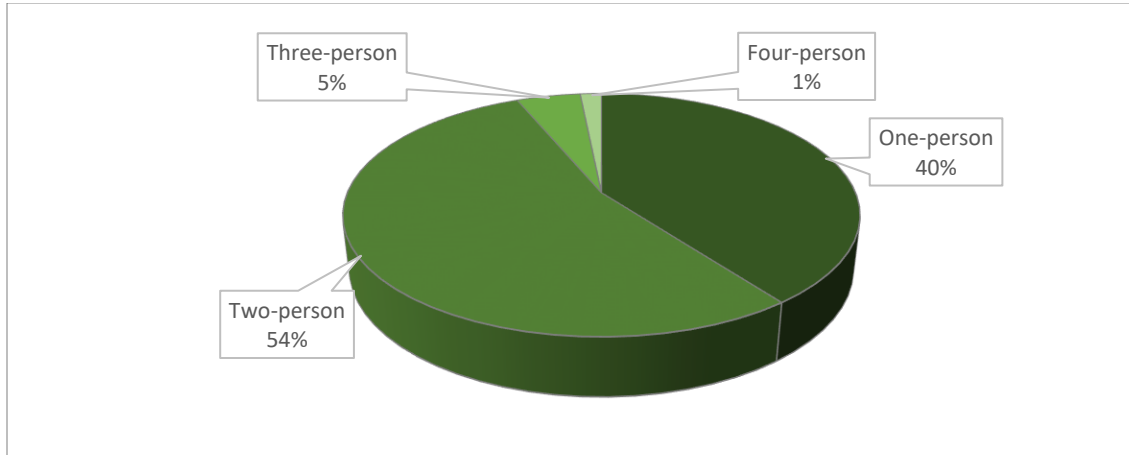
FIGURE 6: MARITAL STATUS OF HOUSEHOLD MEMBERS



Household Composition

In terms of household composition, over one-half of households represented in this survey (54%) consisted of two persons. The second most common household size in the assessment were one-person households, making up 40%, while three- and four-person households together only constituted six percent of all households included in the assessment (Figure 7).

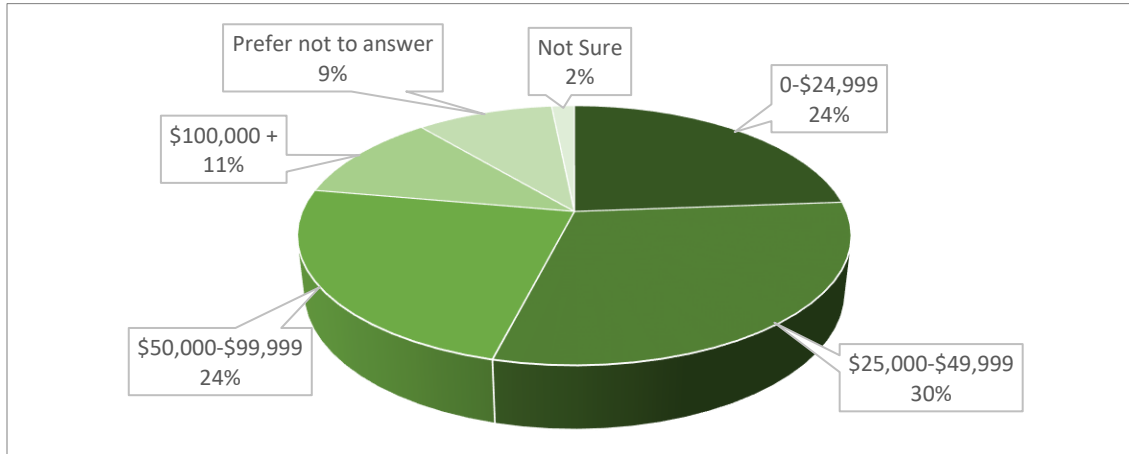
FIGURE 7: NUMBER OF PERSONS IN RESPONDING HOUSEHOLD



Household Income

Household income can be an important indicator of capacity, or potential vulnerability, of a household to respond to sudden changes in health or home renovation and maintenance needs. As shown in Figure 8, just over half of the respondent households had a household income under \$50,000. This was followed by roughly one-quarter of respondent households that had a household income between \$50,000 and \$99,999. A smaller group of respondent households had an income exceeding \$100,000.

FIGURE 8: HOUSEHOLD INCOME



Education

Respondents were also asked about their level of education. Literacy and education can be important factors shaping one's capacity to obtain information, work through processes, and access supports. In this case, roughly two-thirds of the respondents had some form of post-secondary education through trades training, or a college or university degree. Just over 20% of respondents had completed high school. According to Figure 9, there were, however, approximately 10% of respondents who were without a completed high school education. Within the broader household, the proportion of household members with less than a high school education was slightly more prominent when compared to the respondent profile (Figure 10). This largely reflects the presence of children within these households. The proportion of those with a high school education was also slightly higher within the broader sample of these households.

FIGURE 9: EDUCATION LEVEL OF RESPONDENTS

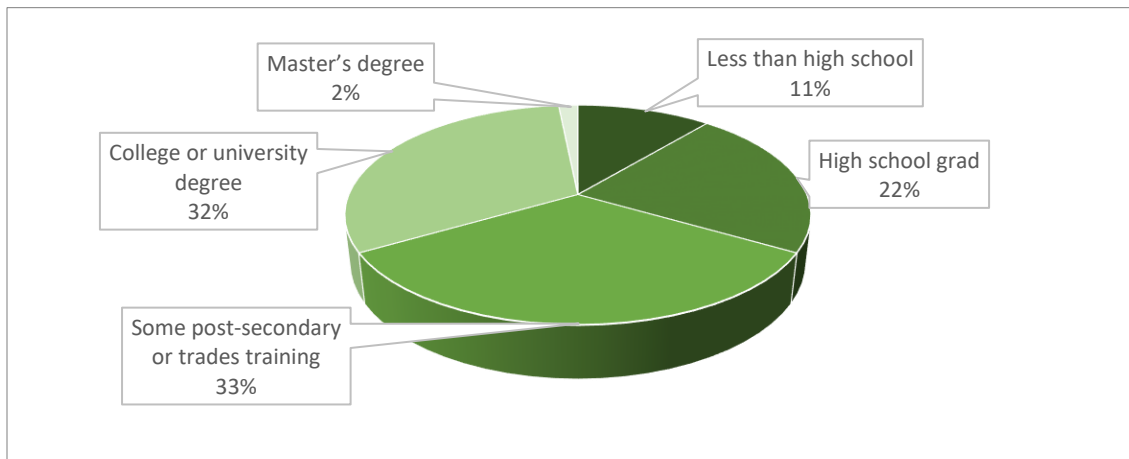
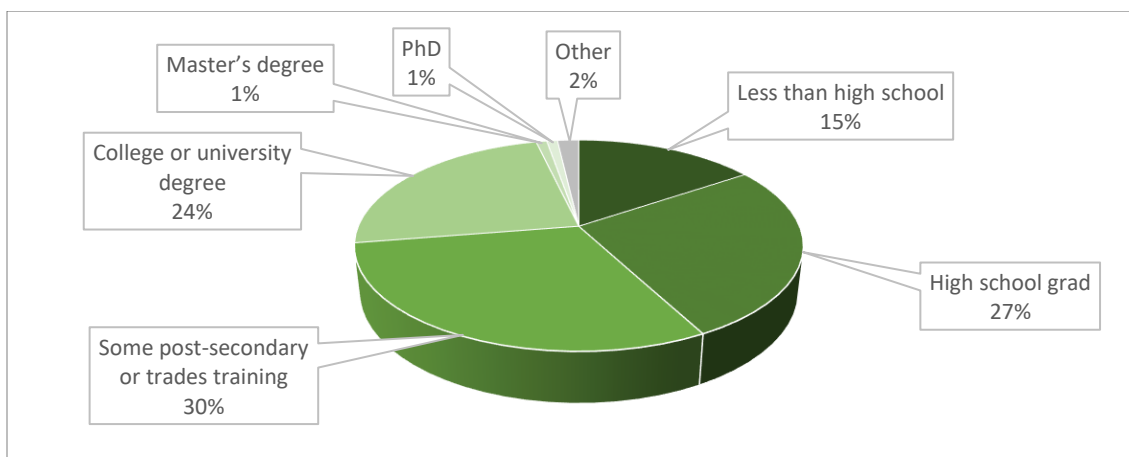


FIGURE 10: EDUCATION LEVEL OF HOUSEHOLD MEMBERS



Employment Status

Employment status is a factor influencing the financial capacity of a household to address health care or sudden home renovation and maintenance needs as older residents age within the community. Among the seniors we talked to, of which one-third were of pre-retirement age (55-64 years), 10% worked part-time, another almost 20% worked full-time, and the largest group of 60% were retired (Figure 11). When this lens was extended to the broader household of our sample, as demonstrated in Figure 12, retirees continued to remain the most prominent group, and again, followed by those engaged in full-time or part-time work. A smaller group of people within these households were disabled, homemakers, or unemployed. There were also individuals who were self-employed, volunteers, students, or engaged in casual work.

FIGURE 11: EMPLOYMENT STATUS OF RESPONDENTS

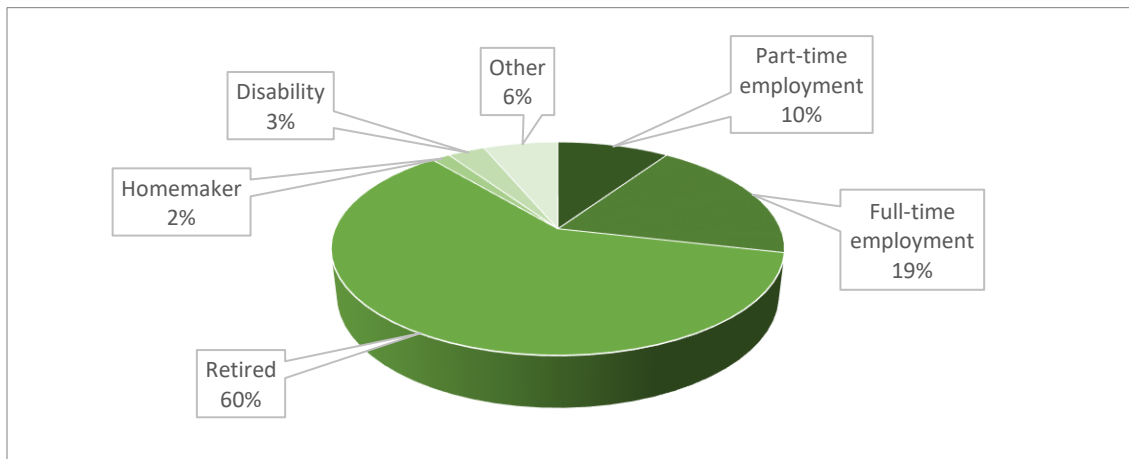
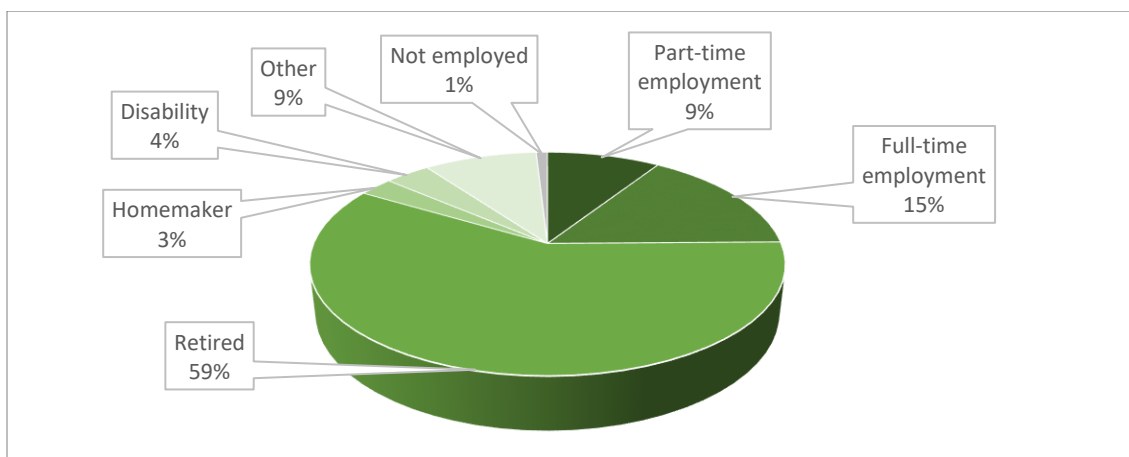


FIGURE 12: HOUSEHOLD EMPLOYMENT STATUS



Indigenous Status

The prevalence of Indigenous identity in the senior population can hold information about the cultural diversity as a community asset, as well as potential vulnerabilities and specific service needs. Eight percent of our respondents self-identified as Indigenous (Figure 13). When we extended this question to the broader household, there was a similar rate of Indigenous identity amongst household members.

FIGURE 13: RESPONDENTS IDENTIFYING AS INDIGENOUS

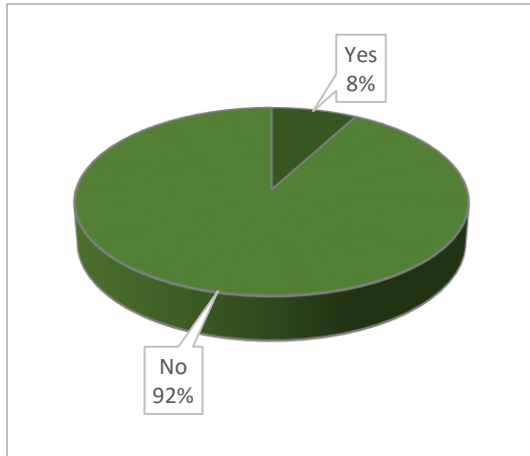
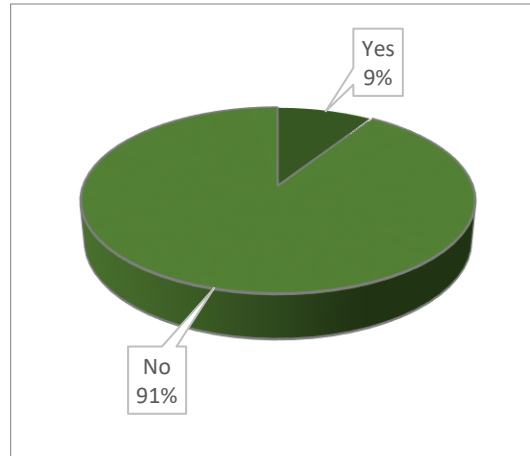


FIGURE 14: HOUSEHOLD MEMBERS IDENTIFYING AS INDIGENOUS



Type of Dwelling

When respondents were asked to identify their type of dwelling, roughly 80% noted that they lived in a single detached house. This was followed by a smaller group of just under 10% who lived in mobile homes (Figure 15). The research team also connected with some people who lived in an apartment or a townhouse. In terms of household tenure, more than 90% of the respondents owned their home as outlined in Figure 16.

FIGURE 15: TYPE OF DWELLING

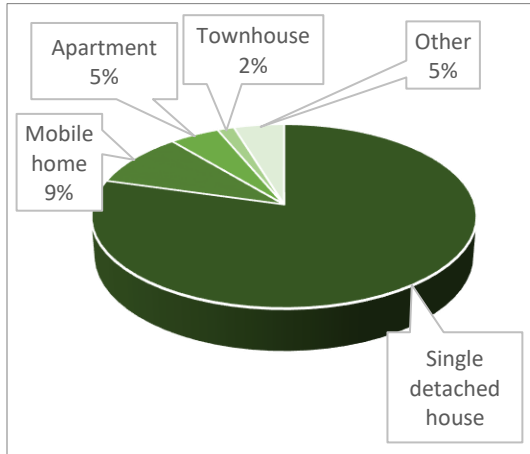
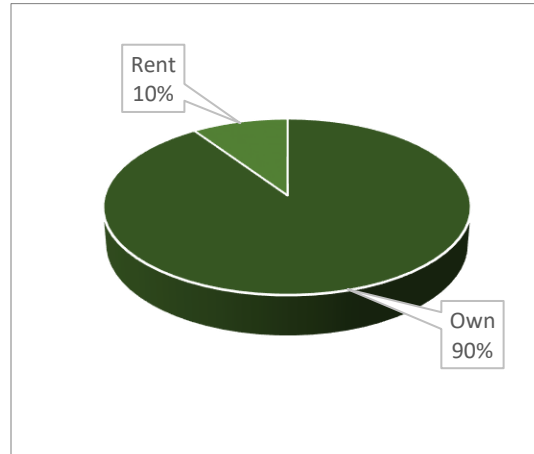


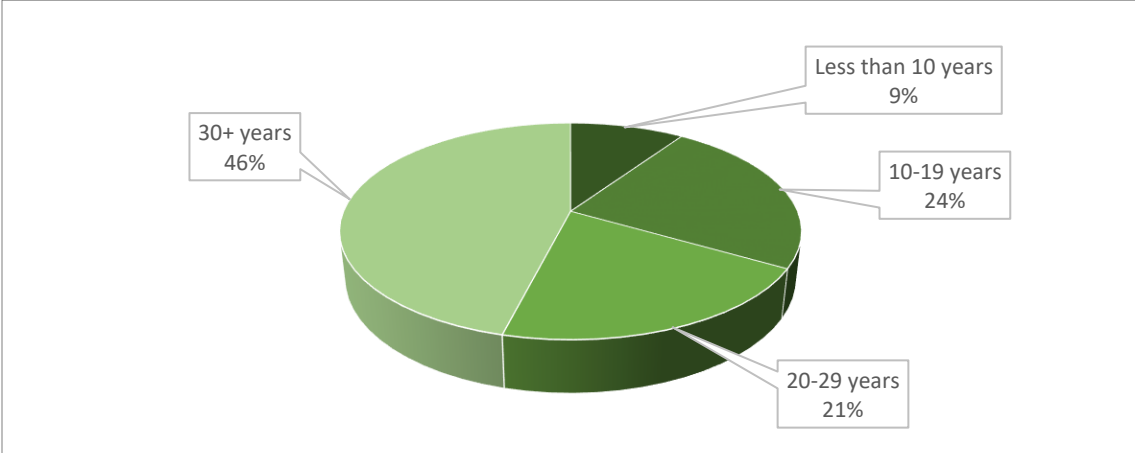
FIGURE 16: HOUSEHOLD TENURE



Length of Residency in Tumbler Ridge

Most of the people we spoke with have been long-term residents in the community. Most notably, roughly two-thirds of the respondents have lived in Tumbler Ridge for 20 years or more.

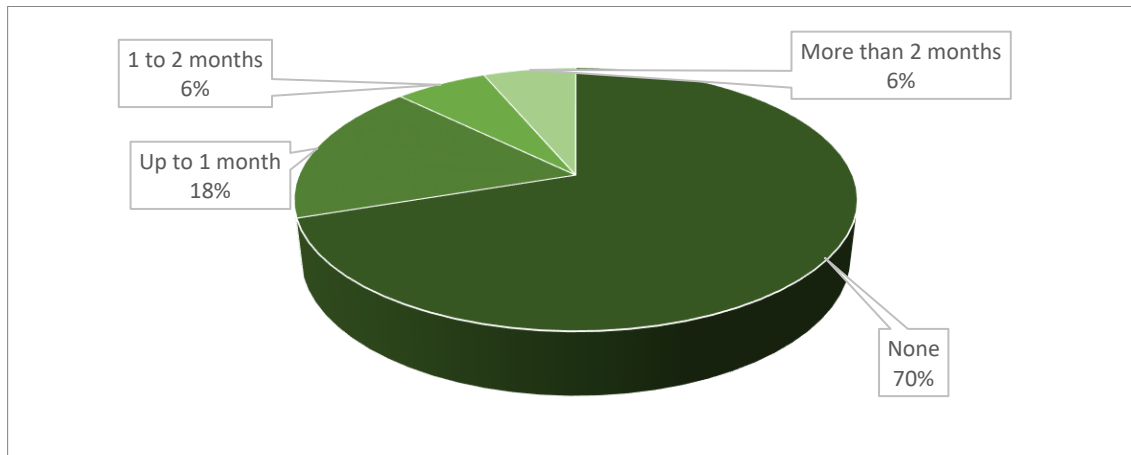
FIGURE 17: LENGTH OF RESIDENCY IN TUMBLER RIDGE



Time Spent Away from Tumbler Ridge

The amount of time regularly spent away from the community during winter months holds some information about the level of connection to, and dependence on, the community and its services. When asked whether they regularly spent time away in the winter, to visit sun destinations or friends and family, or for medical travel, 70% indicated they did not spend any significant and regular amount of time away from the community over the winter, while 18% indicated they usually left for up to one month, and a small percentage for longer (Figure 17).

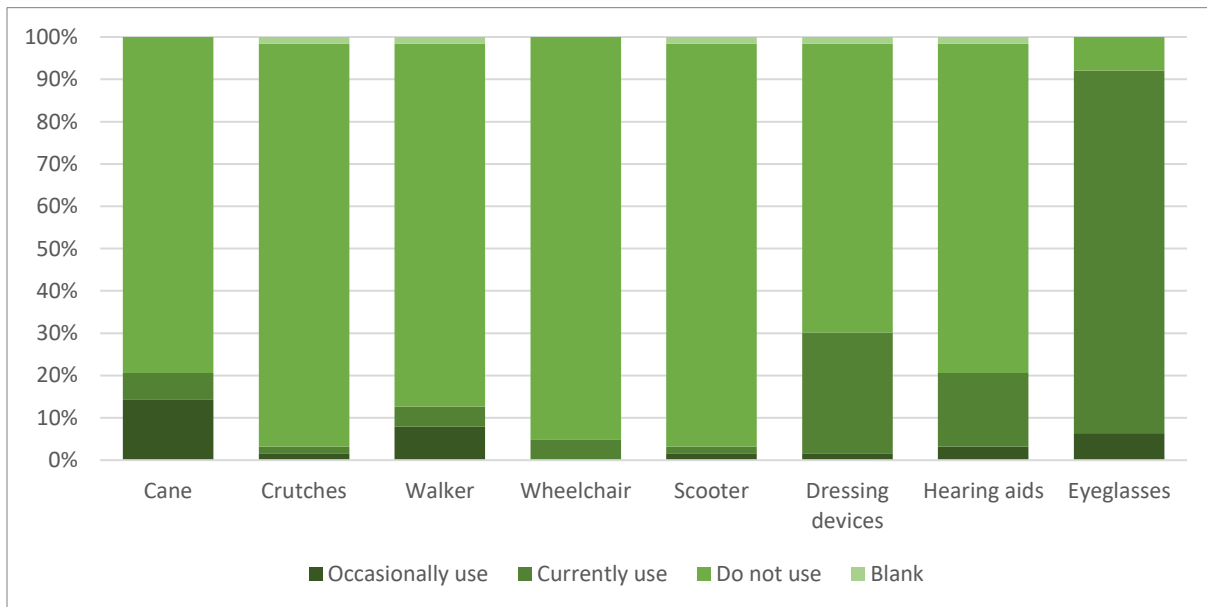
FIGURE 18: TIME REGULARLY SPENT AWAY FROM TUMBLER RIDGE IN WINTER



Assistive Devices for Household Members

Finally, participants were asked to indicate if they use any assistive or mobility-aid devices to support their everyday needs. The use of such devices can provide a better understanding about the potential suitability of the existing housing stock to support the current needs of the older population. As demonstrated in Figure 18, eyeglasses were the only assistive device used occasionally or currently by the majority of the sample (92%). A cane, crutches, or a walker are the assistive devices that indicate a person likely faces mobility limitations within their home. Twenty-seven percent of respondents occasionally or currently used at least one of those devices in their households, meaning over one-quarter of the sample already need accessibility features in their homes, or are at an increased risk of injury within their homes, due to mobility limitations. Dressing devices, such as shoe horns, and hearing aids were regularly used by smaller groups of households.

FIGURE 19: ASSISTIVE DEVICES



APPENDIX A: CONSENT FORM



Tumbler Ridge Seniors' Housing Assessment

Research Lead:

Marleen Morris, Co-Director, Community Development Institute at UNBC
University of Northern British Columbia, 3333 University Way, Prince George, BC, Canada V2N 4Z9
tel: (250) 960-5952 fax: (250) 960-6533 email: marleen.morris@unbc.ca
website: <http://www.unbc.ca/community-development-institute>

Project Funder: District of Tumbler Ridge

Purpose – The purpose of this research is to complete an assessment of the housing stock in Tumbler Ridge and its suitability to support aging-in-place. The goal is to determine, at the household level, the housing and support services that will be required in Tumbler Ridge. As such, the information collected can support the ability of the local government, senior's organizations, and community service providers to make investment and program decisions that align with the needs of an aging population.

How Respondents Were Chosen – Study participants were contacted through publicly available contact lists of local government, service providers, senior's organizations, and community groups. Through recruitment e-mails from our Community Partners, community posters, or learning about the study from other people who have spoken to our research team, seniors also had the opportunity to reach out to our team to participate in the study. Participants were selected for their potential to provide information that can help to better understand housing and related support issues for seniors in Tumbler Ridge.

Anonymity and Confidentiality - The names of participants will not be used in any reporting, nor will any information which may be used to identify individuals. All information shared in the assessment will be held with strict confidence by the research team. All electronic data will be managed and securely stored on password protected computers. Those computers and any paper or written materials will be kept in a locked research room at UNBC and will be accessible only to the research team. Information may be shared back to the participant either through an encrypted, password protected Word file or by mail, depending on the participant's preference. The information will be kept until the final project report is complete (estimated September 2021), after which time, shredding and file erasure will destroy all information related to the assessment. Our research team at UNBC consists of Marleen Morris, Dr. Greg Halseth, Laura Ryser, Julia Good, and Aliya Jackson.

What Will Happen - This project respects the ongoing COVID-19 concerns about face-to-face research. As a result, the project will be conducted virtually.

You have two options for participating.

One option would involve connecting with the CDI researcher using your own mobile device (e.g. iPad, smart phone, or laptop) and the Zoom meeting platform. After you are connected with the researcher, you will be able to complete the housing assessment virtually. During the assessment, you will be able to show the researcher features in the home and discuss whether they will assist or challenge with aging-

in-place. You will be provided with a copy of the assessment guide to follow along. The researcher will take notes and will record the video interaction for detailed reference. The connection will be made using the UNBC supported Zoom platform (which routes through Canadian servers).

The second option would involve participating by telephone. Again, the research team will complete the paper copy of the assessment in their office. The telephone interaction will also be recorded for detailed reference.

In both cases, a completed copy of the assessment will be sent to you (by email or regular mail depending upon preference).

Potential Risks and Benefits - This project has been assessed by the UNBC Research Ethics Board. The project team does not consider there to be any risks to participation. We hope that by participating you will have a chance to provide input into issues relevant to policies and investments for housing and related supports for seniors in Tumbler Ridge.

Voluntary Participation - Participation in the assessment is entirely voluntary and, as such, you may choose not to participate. You may choose not to answer any questions that make you uncomfortable, and you have the right to end your participation at any time and have all the information you provided withdrawn from the study and destroyed. A copy of the completed assessment will be sent to you, and you will have two weeks to provide any edits or corrections back to the research team. The assessment should take 45 minutes to complete.

Research Results - In case of any questions that may arise from this research, please feel free to contact Marleen Morris (250-960-5952; marleen.morris@unbc.ca) or Dr. Greg Halseth (250-960-5826; greg.halseth@unbc.ca) in the Geography Program at UNBC. The final project report executive summary will be distributed to all participants.

Complaints - Any complaints about this project can also be directed to the Office of Research, UNBC (250) 960-6735, or email: reb@unbc.ca


Choice of future correspondence on this project:

Email _____
Regular mail _____

I have read the above description of the study and I understand the conditions of my participation. My verbal consent indicates that I agree to participate in this study.

Name of Participant	Date of Verbal Consent	Time of Verbal Consent
---------------------	------------------------	------------------------

APPENDIX B: TUMBLER RIDGE SENIORS' HOUSING ASSESSMENT



University of
Northern
British
Columbia



COMMUNITY
DEVELOPMENT
INSTITUTE



Assessment Tool

The Community Development Institute – University of Northern British Columbia

Part 1: Demographic Profile					
Respondent Profile					
Age	Birth year	Gender	<input type="checkbox"/> female	<input type="checkbox"/> male	<input type="checkbox"/> other:
Marital status	<input type="checkbox"/> Single	<input type="checkbox"/> Married	<input type="checkbox"/> Common law	<input type="checkbox"/> Widowed	<input type="checkbox"/> Separated
Self-identify as Indigenous	<input type="checkbox"/> YES		<input type="checkbox"/> NO		Nation:
Education Level	<input type="checkbox"/> Less than high school	<input type="checkbox"/> High school grad	<input type="checkbox"/> Some post-secondary or trades training	<input type="checkbox"/> College or university degree	
	<input type="checkbox"/> Master's degree	<input type="checkbox"/> PhD	Other?		
Employment Status	<input type="checkbox"/> Not employed	<input type="checkbox"/> Part-time employment	<input type="checkbox"/> Full-time employment	<input type="checkbox"/> Retired	
	<input type="checkbox"/> Homemaker	<input type="checkbox"/> Disability	Other?		
Household Profile					
Household Composition	<input type="checkbox"/> 1	<input type="checkbox"/> 2	<input type="checkbox"/> 3	<input type="checkbox"/> 4 or more:	
Ages of other household members					
Genders of other household members	<input type="checkbox"/> female <input type="checkbox"/> male	<input type="checkbox"/> female <input type="checkbox"/> male	<input type="checkbox"/> female <input type="checkbox"/> male	<input type="checkbox"/> female <input type="checkbox"/> male	
Marital status of other household members	<input type="checkbox"/> single <input type="checkbox"/> married <input type="checkbox"/> common law <input type="checkbox"/> widowed <input type="checkbox"/> separated	<input type="checkbox"/> single <input type="checkbox"/> married <input type="checkbox"/> common law <input type="checkbox"/> widowed <input type="checkbox"/> separated	<input type="checkbox"/> single <input type="checkbox"/> married <input type="checkbox"/> common law <input type="checkbox"/> widowed <input type="checkbox"/> separated	<input type="checkbox"/> single <input type="checkbox"/> married <input type="checkbox"/> common law <input type="checkbox"/> widowed <input type="checkbox"/> separated	
Do other household members have Indigenous status?	<input type="checkbox"/> yes <input type="checkbox"/> no	<input type="checkbox"/> yes <input type="checkbox"/> no	<input type="checkbox"/> yes <input type="checkbox"/> no	<input type="checkbox"/> yes <input type="checkbox"/> no	
If yes, which nation?					
Education level	<input type="checkbox"/> less than high school <input type="checkbox"/> high school <input type="checkbox"/> some post-secondary or trades training <input type="checkbox"/> college / university degree <input type="checkbox"/> master's degree <input type="checkbox"/> PhD <input type="checkbox"/> other	<input type="checkbox"/> less than high school <input type="checkbox"/> high school <input type="checkbox"/> some post-secondary or trades training <input type="checkbox"/> college / university degree <input type="checkbox"/> master's degree <input type="checkbox"/> PhD <input type="checkbox"/> other	<input type="checkbox"/> less than high school <input type="checkbox"/> high school <input type="checkbox"/> some post-secondary or trades training <input type="checkbox"/> college / university degree <input type="checkbox"/> master's degree <input type="checkbox"/> PhD <input type="checkbox"/> other	<input type="checkbox"/> less than high school <input type="checkbox"/> high school <input type="checkbox"/> some post-secondary or trades training <input type="checkbox"/> college / university degree <input type="checkbox"/> master's degree <input type="checkbox"/> PhD <input type="checkbox"/> other	
Employment status	<input type="checkbox"/> not employed <input type="checkbox"/> part-time employment	<input type="checkbox"/> not employed <input type="checkbox"/> part-time employment <input type="checkbox"/> full-time employment	<input type="checkbox"/> not employed <input type="checkbox"/> part-time employment	<input type="checkbox"/> not employed <input type="checkbox"/> part-time employment	

	<input type="checkbox"/> full-time employment <input type="checkbox"/> retired <input type="checkbox"/> homemaker <input type="checkbox"/> disability <input type="checkbox"/> other?	<input type="checkbox"/> retired <input type="checkbox"/> homemaker <input type="checkbox"/> disability <input type="checkbox"/> other?	<input type="checkbox"/> full-time employment <input type="checkbox"/> retired <input type="checkbox"/> homemaker <input type="checkbox"/> disability <input type="checkbox"/> other?	<input type="checkbox"/> full-time employment <input type="checkbox"/> retired <input type="checkbox"/> homemaker <input type="checkbox"/> disability <input type="checkbox"/> other?	
Household Income	<input type="checkbox"/> 0-\$24,999	<input type="checkbox"/> \$25,000-\$49,999	<input type="checkbox"/> \$50,000-\$99,999	<input type="checkbox"/> \$100,000 +	<input type="checkbox"/> Prefer not to answer
Years lived in community		Comments:			
Time spent away during winter		Comments:			
Type of Home	<input type="checkbox"/> Single detached house	<input type="checkbox"/> Duplex		<input type="checkbox"/> Mobile home	
	<input type="checkbox"/> Apartment	<input type="checkbox"/> Townhouse		Other?	
Home Ownership	<input type="checkbox"/> Own your home		<input type="checkbox"/> Rent your home		Other?
Assistive devices	Occasionally use		Currently use		Do not use
Cane					
Crutches					
Walker					
Wheelchair					
Scooter					
Dressing devices					
Hearing devices					
Eyeglasses					

Part 2: Current Housing and Service Needs [In-Home Functioning and Accessibility]					
Do you believe your current home works well for your everyday needs?				<input type="checkbox"/> YES	<input type="checkbox"/> NO
Please explain:					
Home Exterior					
Are there stairs leading to the main entrance of the home or building?		<input type="checkbox"/> YES	<input type="checkbox"/> NO	<input type="checkbox"/> N/A	
Are you able to use them safely?		<input type="checkbox"/> YES	<input type="checkbox"/> NO	<input type="checkbox"/> N/A	
Are there stairs leading to the secondary entrance of the home?		<input type="checkbox"/> YES	<input type="checkbox"/> NO	<input type="checkbox"/> N/A	
Are you able to use them safely?		<input type="checkbox"/> YES	<input type="checkbox"/> NO	<input type="checkbox"/> N/A	
Are there any other entrances to the home?		<input type="checkbox"/> YES	<input type="checkbox"/> NO	<input type="checkbox"/> N/A	
Are there any stairs leading to this other entrance?		<input type="checkbox"/> YES	<input type="checkbox"/> NO	<input type="checkbox"/> N/A	
Are you able to use those stairs safely?		<input type="checkbox"/> YES	<input type="checkbox"/> NO	<input type="checkbox"/> N/A	
Do you have any other issues accessing your home?		<input type="checkbox"/> YES	<input type="checkbox"/> NO	<input type="checkbox"/> N/A	
Are you able to unlock and open your main door without difficulty?		<input type="checkbox"/> YES	<input type="checkbox"/> NO	<input type="checkbox"/> N/A	
Does your home have a carport or garage?		<input type="checkbox"/> YES	<input type="checkbox"/> NO	<input type="checkbox"/> N/A	
Is there a direct entrance to your home from the carport or garage?		<input type="checkbox"/> YES	<input type="checkbox"/> NO	<input type="checkbox"/> N/A	
Apartment				<input type="checkbox"/> N/A	
Is there an elevator in your building?		<input type="checkbox"/> YES	<input type="checkbox"/> NO	<input type="checkbox"/> N/A	
Is there in-suite laundry?		<input type="checkbox"/> YES	<input type="checkbox"/> NO	<input type="checkbox"/> N/A	

	IF NO: Is laundry room on your floor?	<input type="checkbox"/> YES	<input type="checkbox"/> NO	<input type="checkbox"/> N/A	
	Does your home/apartment have a patio?	<input type="checkbox"/> YES	<input type="checkbox"/> NO	<input type="checkbox"/> N/A	
	Are you able to access the patio easily?	<input type="checkbox"/> YES	<input type="checkbox"/> NO	<input type="checkbox"/> N/A	
Home Interior					
	Does your home have a doorbell?	<input type="checkbox"/> YES	<input type="checkbox"/> NO	<input type="checkbox"/> N/A	
	Are you able to easily hear the doorbell?	<input type="checkbox"/> YES	<input type="checkbox"/> NO	<input type="checkbox"/> N/A	
	Do you have a home telephone?	<input type="checkbox"/> YES	<input type="checkbox"/> NO	<input type="checkbox"/> N/A	
	Are you able to easily hear it when it rings?	<input type="checkbox"/> YES	<input type="checkbox"/> NO	<input type="checkbox"/> N/A	
	Do you have a cellular telephone?	<input type="checkbox"/> YES	<input type="checkbox"/> NO	<input type="checkbox"/> N/A	
	Are you able to easily hear it when it rings?	<input type="checkbox"/> YES	<input type="checkbox"/> NO	<input type="checkbox"/> N/A	
	With your <i>mobility device</i> , are you able to move effectively within your home?	<input type="checkbox"/> YES	<input type="checkbox"/> NO	<input type="checkbox"/> N/A	
Comments:					
Transportation AND Social Inclusion					
	Do you hold a valid driver's licence?	<input type="checkbox"/> YES	<input type="checkbox"/> NO	<input type="checkbox"/> N/A	
	Do you own a vehicle?	<input type="checkbox"/> YES	<input type="checkbox"/> NO	<input type="checkbox"/> N/A	
	Are you able to enter and exit the vehicle without difficulty?	<input type="checkbox"/> YES	<input type="checkbox"/> NO	<input type="checkbox"/> N/A	
	IF NO: Do you have access to another vehicle that is not your own?	<input type="checkbox"/> YES	<input type="checkbox"/> NO	<input type="checkbox"/> N/A	
	Are you able to enter and exit that vehicle without difficulty?	<input type="checkbox"/> YES	<input type="checkbox"/> NO	<input type="checkbox"/> N/A	
	Do you drive regularly in the daylight?	<input type="checkbox"/> YES	<input type="checkbox"/> NO	<input type="checkbox"/> N/A	
	Do you drive regularly after sunset?	<input type="checkbox"/> YES	<input type="checkbox"/> NO	<input type="checkbox"/> N/A	
	Do you drive regularly in the summer months?	<input type="checkbox"/> YES	<input type="checkbox"/> NO	<input type="checkbox"/> N/A	
	Do you drive regularly in the winter months?	<input type="checkbox"/> YES	<input type="checkbox"/> NO	<input type="checkbox"/> N/A	
	Are you able to attend community/family events and functions (such as seniors group activities, church, ...) that you wish to attend?	<input type="checkbox"/> YES	<input type="checkbox"/> NO	<input type="checkbox"/> N/A	
	Do you normally get out of the house at least once per week?	<input type="checkbox"/> YES	<input type="checkbox"/> NO	<input type="checkbox"/> N/A	
	Do you have or keep pet/s?	<input type="checkbox"/> YES	<input type="checkbox"/> NO	<input type="checkbox"/> N/A	
	Could your pet cause you to trip or fall?	<input type="checkbox"/> YES	<input type="checkbox"/> NO	<input type="checkbox"/> N/A	
Notes:					

Part 3: In-Home Physical Environment Survey					
Exterior Spaces					
Adequate lighting					Comments
<input type="checkbox"/>	Over main entrance	<input type="checkbox"/> YES	<input type="checkbox"/> NO	<input type="checkbox"/> N/A	
<input type="checkbox"/>	Over secondary entrance	<input type="checkbox"/> YES	<input type="checkbox"/> NO	<input type="checkbox"/> N/A	
<input type="checkbox"/>	Over other entrances	<input type="checkbox"/> YES	<input type="checkbox"/> NO	<input type="checkbox"/> N/A	
<input type="checkbox"/>	Over walkways	<input type="checkbox"/> YES	<input type="checkbox"/> NO	<input type="checkbox"/> N/A	
Sidewalks Maintained					
<input type="checkbox"/>	Free of tripping hazards	<input type="checkbox"/> YES	<input type="checkbox"/> NO	<input type="checkbox"/> N/A	
<input type="checkbox"/>	Free of landscaping that could impede mobility devices	<input type="checkbox"/> YES	<input type="checkbox"/> NO	<input type="checkbox"/> N/A	
<input type="checkbox"/>	Wide enough for mobility device	<input type="checkbox"/> YES	<input type="checkbox"/> NO	<input type="checkbox"/> N/A	
<input type="checkbox"/>	Snow removal maintained	<input type="checkbox"/> YES	<input type="checkbox"/> NO	<input type="checkbox"/> N/A	
<input type="checkbox"/>	Free of ice buildup	<input type="checkbox"/> YES	<input type="checkbox"/> NO	<input type="checkbox"/> N/A	
Entrance Steps					
<input type="checkbox"/>	Free of steps to entrance door	<input type="checkbox"/> YES	<input type="checkbox"/> NO	<input type="checkbox"/> N/A	
<input type="checkbox"/>	Secure handrails	<input type="checkbox"/> YES	<input type="checkbox"/> NO	<input type="checkbox"/> N/A	
<input type="checkbox"/>	Type of door handle (i.e. round door knobs vs. horizontal lever handle)	<input type="checkbox"/> Round	<input type="checkbox"/> Lever	<input type="checkbox"/> Other: specify	
<input type="checkbox"/>	Bench to place packages while unlocking door	<input type="checkbox"/> YES	<input type="checkbox"/> NO	<input type="checkbox"/> N/A	
Interior Spaces					
Main Entrance					Comments
<input type="checkbox"/>	Has your doorway been modified at all, or is it the same as when it was built?	<input type="checkbox"/> YES (modified)	<input type="checkbox"/> NO (same)	<input type="checkbox"/> N/A	
<input type="checkbox"/>	Closet at entrance level	<input type="checkbox"/> YES	<input type="checkbox"/> NO	<input type="checkbox"/> N/A	
<input type="checkbox"/>	Sufficient floor space for outerwear, shoes, and boots	<input type="checkbox"/> YES	<input type="checkbox"/> NO	<input type="checkbox"/> N/A	
<input type="checkbox"/>	Chair or bench to sit to put on and remove shoes and boots	<input type="checkbox"/> YES	<input type="checkbox"/> NO	<input type="checkbox"/> N/A	
<input type="checkbox"/>	Adequate lighting	<input type="checkbox"/> YES	<input type="checkbox"/> NO	<input type="checkbox"/> N/A	
<input type="checkbox"/>	Are the light switches easy to operate?	<input type="checkbox"/> YES	<input type="checkbox"/> NO	<input type="checkbox"/> N/A	
Secondary Entrance					
<input type="checkbox"/>	Has your doorway been modified at all, or is it the same as when it was built?	<input type="checkbox"/> YES (modified)	<input type="checkbox"/> NO (same)	<input type="checkbox"/> N/A	
<input type="checkbox"/>	Closet at entrance level	<input type="checkbox"/> YES	<input type="checkbox"/> NO	<input type="checkbox"/> N/A	
<input type="checkbox"/>	Sufficient floor space for outerwear, shoes, and boots	<input type="checkbox"/> YES	<input type="checkbox"/> NO	<input type="checkbox"/> N/A	
<input type="checkbox"/>	Chair or bench to sit to put on and remove shoes and boots	<input type="checkbox"/> YES	<input type="checkbox"/> NO	<input type="checkbox"/> N/A	
<input type="checkbox"/>	Adequate lighting	<input type="checkbox"/> YES	<input type="checkbox"/> NO	<input type="checkbox"/> N/A	
<input type="checkbox"/>	Are the light switches easy to operate?	<input type="checkbox"/> YES	<input type="checkbox"/> NO	<input type="checkbox"/> N/A	
Main Living Area					
<input type="checkbox"/>	Adequate lighting	<input type="checkbox"/> YES	<input type="checkbox"/> NO	<input type="checkbox"/> N/A	
<input type="checkbox"/>	Are the light switches easy to operate?	<input type="checkbox"/> YES	<input type="checkbox"/> NO	<input type="checkbox"/> N/A	
<input type="checkbox"/>	Accessible Furniture (i.e. height for ease of sitting / getting up, power lift chair, etc.)	<input type="checkbox"/> YES	<input type="checkbox"/> NO	<input type="checkbox"/> N/A	

Kitchen and Dining Area				
	Optimal counter height	<input type="checkbox"/> YES	<input type="checkbox"/> NO	<input type="checkbox"/> N/A
	Reachable drawers	<input type="checkbox"/> YES	<input type="checkbox"/> NO	<input type="checkbox"/> N/A
	Reachable cupboards	<input type="checkbox"/> YES	<input type="checkbox"/> NO	<input type="checkbox"/> N/A
	Space for mobility device	<input type="checkbox"/> YES	<input type="checkbox"/> NO	<input type="checkbox"/> N/A
	Are the stovetop / oven controls at the front or back of the stove?	<input type="checkbox"/> Front	<input type="checkbox"/> Back	<input type="checkbox"/> N/A
	Areas to sit while doing kitchen prep work	<input type="checkbox"/> YES	<input type="checkbox"/> NO	<input type="checkbox"/> N/A
	Type of faucet handle in kitchen sink	<input type="checkbox"/> Round knob	<input type="checkbox"/> Lever	<input type="checkbox"/> Other
	Microwave at accessible height (counter height rather than above stovetop)	<input type="checkbox"/> YES	<input type="checkbox"/> NO	<input type="checkbox"/> N/A
	Surface to place hot items out of oven	<input type="checkbox"/> YES	<input type="checkbox"/> NO	<input type="checkbox"/> N/A
	Adequate kitchen lighting	<input type="checkbox"/> YES	<input type="checkbox"/> NO	<input type="checkbox"/> N/A
	Sufficient task lighting	<input type="checkbox"/> YES	<input type="checkbox"/> NO	<input type="checkbox"/> N/A
	Are the light switches easy to operate?	<input type="checkbox"/> YES	<input type="checkbox"/> NO	<input type="checkbox"/> N/A
	Accessible pantry	<input type="checkbox"/> YES	<input type="checkbox"/> NO	<input type="checkbox"/> N/A
	Pull out shelving	<input type="checkbox"/> YES	<input type="checkbox"/> NO	<input type="checkbox"/> N/A
Bathrooms				
	How many bathrooms are there?	<input type="checkbox"/> 1	<input type="checkbox"/> 2	<input type="checkbox"/> 3
Main bathroom that you use:				
	Where is it located?	<input type="checkbox"/> Upstairs	<input type="checkbox"/> Downstairs	<input type="checkbox"/> Other
	Do you have a bathtub	<input type="checkbox"/> YES	<input type="checkbox"/> NO	<input type="checkbox"/> N/A
	Bathtub accessible (walk-in)	<input type="checkbox"/> YES	<input type="checkbox"/> NO	<input type="checkbox"/> N/A
	Bathtub non-slip surfaces	<input type="checkbox"/> YES	<input type="checkbox"/> NO	<input type="checkbox"/> N/A
	Bathtub grab bar	<input type="checkbox"/> YES	<input type="checkbox"/> NO	<input type="checkbox"/> N/A
	Do you have a separate shower	<input type="checkbox"/> YES	<input type="checkbox"/> NO	<input type="checkbox"/> N/A
	Shower accessible (walk-in shower)	<input type="checkbox"/> YES	<input type="checkbox"/> NO	<input type="checkbox"/> N/A
	Shower non-slip surfaces	<input type="checkbox"/> YES	<input type="checkbox"/> NO	<input type="checkbox"/> N/A
	Shower grab bar	<input type="checkbox"/> YES	<input type="checkbox"/> NO	<input type="checkbox"/> N/A
	Shower seating	<input type="checkbox"/> YES	<input type="checkbox"/> NO	<input type="checkbox"/> N/A
	Showerhead with adjustable height	<input type="checkbox"/> YES	<input type="checkbox"/> NO	<input type="checkbox"/> N/A
	Showerhead handheld	<input type="checkbox"/> YES	<input type="checkbox"/> NO	<input type="checkbox"/> N/A
	Toilet grab bar	<input type="checkbox"/> YES	<input type="checkbox"/> NO	<input type="checkbox"/> N/A
	Toilet accessible height or riser	<input type="checkbox"/> YES	<input type="checkbox"/> NO	<input type="checkbox"/> N/A
	Type of faucet handle (i.e. round knobs vs. horizontal lever handle)	<input type="checkbox"/> Round	<input type="checkbox"/> Lever	<input type="checkbox"/> Other
	Has your bathroom doorway been modified at all, or is it the same as when it was built?	<input type="checkbox"/> YES (modified)	<input type="checkbox"/> NO (same)	<input type="checkbox"/> N/A
	Adequate lighting	<input type="checkbox"/> YES	<input type="checkbox"/> NO	<input type="checkbox"/> N/A
	Are the light switches easy to operate?	<input type="checkbox"/> YES	<input type="checkbox"/> NO	<input type="checkbox"/> N/A
	Is there another full bathroom in the house?	<input type="checkbox"/> YES	<input type="checkbox"/> NO	<input type="checkbox"/> N/A
	Where is it located?	<input type="checkbox"/> Upstairs	<input type="checkbox"/> Downstairs	<input type="checkbox"/> Other

	Do you have a bathtub	<input type="checkbox"/> YES	<input type="checkbox"/> NO	<input type="checkbox"/> N/A	
	Bathtub accessible (walk-in)	<input type="checkbox"/> YES	<input type="checkbox"/> NO	<input type="checkbox"/> N/A	
	Bathtub non-slip surfaces	<input type="checkbox"/> YES	<input type="checkbox"/> NO	<input type="checkbox"/> N/A	
	Bathtub grab bar	<input type="checkbox"/> YES	<input type="checkbox"/> NO	<input type="checkbox"/> N/A	
	Do this second bathroom have a separate shower	<input type="checkbox"/> YES	<input type="checkbox"/> NO	<input type="checkbox"/> N/A	
	Shower accessible (walk-in shower)	<input type="checkbox"/> YES	<input type="checkbox"/> NO	<input type="checkbox"/> N/A	
	Shower non-slip surfaces	<input type="checkbox"/> YES	<input type="checkbox"/> NO	<input type="checkbox"/> N/A	
	Shower grab bar	<input type="checkbox"/> YES	<input type="checkbox"/> NO	<input type="checkbox"/> N/A	
	Shower seating	<input type="checkbox"/> YES	<input type="checkbox"/> NO	<input type="checkbox"/> N/A	
	Showerhead with adjustable height	<input type="checkbox"/> YES	<input type="checkbox"/> NO	<input type="checkbox"/> N/A	
	Showerhead handheld	<input type="checkbox"/> YES	<input type="checkbox"/> NO	<input type="checkbox"/> N/A	
	Toilet grab bar	<input type="checkbox"/> YES	<input type="checkbox"/> NO	<input type="checkbox"/> N/A	
	Toilet accessible height or riser	<input type="checkbox"/> YES	<input type="checkbox"/> NO	<input type="checkbox"/> N/A	
	Type of faucet handle (i.e. round knobs vs. horizontal lever handle)	<input type="checkbox"/> Round	<input type="checkbox"/> Lever	<input type="checkbox"/> Other	
	Has your bathroom doorway been modified at all, or is it the same as when it was built?	<input type="checkbox"/> YES (modified)	<input type="checkbox"/> NO (same)	<input type="checkbox"/> N/A	
	Adequate lighting	<input type="checkbox"/> YES	<input type="checkbox"/> NO	<input type="checkbox"/> N/A	
	Are the light switches easy to operate?	<input type="checkbox"/> YES	<input type="checkbox"/> NO	<input type="checkbox"/> N/A	
	Is it more accessible for using the bathtub / shower / toilet?	<input type="checkbox"/> YES	<input type="checkbox"/> NO	<input type="checkbox"/> N/A	
Main Bedroom					
	Adequate lighting	<input type="checkbox"/> YES	<input type="checkbox"/> NO	<input type="checkbox"/> N/A	
	Are the light switches easy to operate?	<input type="checkbox"/> YES	<input type="checkbox"/> NO	<input type="checkbox"/> N/A	
	Have there been any changes to the electrical outlets since the house was built?	<input type="checkbox"/> YES	<input type="checkbox"/> NO	<input type="checkbox"/> N/A	
	Has your bedroom doorway been modified at all, or is it the same as when it was built?	<input type="checkbox"/> YES (modified)	<input type="checkbox"/> NO (same)	<input type="checkbox"/> N/A	
	Closet organized for reachability	<input type="checkbox"/> YES	<input type="checkbox"/> NO	<input type="checkbox"/> N/A	
	Lighting/lamp reachable from bed	<input type="checkbox"/> YES	<input type="checkbox"/> NO	<input type="checkbox"/> N/A	
	Telephone reachable from bed	<input type="checkbox"/> YES	<input type="checkbox"/> NO	<input type="checkbox"/> N/A	
	Stationary chair with armrests for assistance with dressing	<input type="checkbox"/> YES	<input type="checkbox"/> NO	<input type="checkbox"/> N/A	
Laundry					
	Laundry machines on bedroom level	<input type="checkbox"/> YES	<input type="checkbox"/> NO	<input type="checkbox"/> N/A	
	Front loading washing machine on risers	<input type="checkbox"/> YES	<input type="checkbox"/> NO	<input type="checkbox"/> N/A	
	Front loading drying machine on risers	<input type="checkbox"/> YES	<input type="checkbox"/> NO	<input type="checkbox"/> N/A	
	Detergents on reachable shelf	<input type="checkbox"/> YES	<input type="checkbox"/> NO	<input type="checkbox"/> N/A	

	Adequate lighting	<input type="checkbox"/> YES	<input type="checkbox"/> NO	<input type="checkbox"/> N/A	
	Are the light switches easy to operate?	<input type="checkbox"/> YES	<input type="checkbox"/> NO	<input type="checkbox"/> N/A	
Stairways					
	Are there stairs in your home?	<input type="checkbox"/> YES	<input type="checkbox"/> NO	<input type="checkbox"/> N/A	
	If yes, are you able to use the stairs in your home safely?	<input type="checkbox"/> YES	<input type="checkbox"/> NO	<input type="checkbox"/> N/A	
	Secure handrail on one side	<input type="checkbox"/> YES	<input type="checkbox"/> NO	<input type="checkbox"/> N/A	
	Secure handrails on both sides	<input type="checkbox"/> YES	<input type="checkbox"/> NO	<input type="checkbox"/> N/A	
	Non-slip tread surface	<input type="checkbox"/> YES	<input type="checkbox"/> NO	<input type="checkbox"/> N/A	
	Have any stairs been modified in your home, or are they the same as when it was built?	<input type="checkbox"/> YES (modified)	<input type="checkbox"/> NO (same)	<input type="checkbox"/> N/A	Rise: Run:
	Adequate lighting	<input type="checkbox"/> YES	<input type="checkbox"/> NO	<input type="checkbox"/> N/A	
	Light switches at each end	<input type="checkbox"/> YES	<input type="checkbox"/> NO	<input type="checkbox"/> N/A	
	Night lights installed	<input type="checkbox"/> YES	<input type="checkbox"/> NO	<input type="checkbox"/> N/A	
	Straight stairway (for possibility of mobility lift)	<input type="checkbox"/> YES	<input type="checkbox"/> NO	<input type="checkbox"/> N/A	
General					
	Opportunity for single floor living with bedroom, kitchen, bath and living area on one floor	<input type="checkbox"/> YES	<input type="checkbox"/> NO	<input type="checkbox"/> N/A	
	Non-slip rugs	<input type="checkbox"/> YES	<input type="checkbox"/> NO	<input type="checkbox"/> N/A	
	Have there been any changes to the electrical work since the house was built?	<input type="checkbox"/> YES	<input type="checkbox"/> NO	<input type="checkbox"/> N/A	
	Have there been any changes to the light switches since the house was built?	<input type="checkbox"/> YES	<input type="checkbox"/> NO	<input type="checkbox"/> N/A	Heights:
	Flip button switches	<input type="checkbox"/> YES	<input type="checkbox"/> NO	<input type="checkbox"/> N/A	
	Rocker style switches	<input type="checkbox"/> YES	<input type="checkbox"/> NO	<input type="checkbox"/> N/A	
	Dimmer switches	<input type="checkbox"/> YES	<input type="checkbox"/> NO	<input type="checkbox"/> N/A	
	Touch lamps	<input type="checkbox"/> YES	<input type="checkbox"/> NO	<input type="checkbox"/> N/A	
	Smart home command lights (i.e. Google)	<input type="checkbox"/> YES	<input type="checkbox"/> NO	<input type="checkbox"/> N/A	
	Lights in closets	<input type="checkbox"/> YES	<input type="checkbox"/> NO	<input type="checkbox"/> N/A	
	Have any of your other doorways or entrances been modified at all, or are they the same as when it was built?	<input type="checkbox"/> YES (modified)	<input type="checkbox"/> NO (same)	<input type="checkbox"/> N/A	Width:
	Telephone			<input type="checkbox"/> N/A	
	Adjustable volume	<input type="checkbox"/> YES	<input type="checkbox"/> NO	<input type="checkbox"/> N/A	
	Large keypad	<input type="checkbox"/> YES	<input type="checkbox"/> NO	<input type="checkbox"/> N/A	
Fire/Emergency Safety					
	Fire extinguisher	<input type="checkbox"/> YES	<input type="checkbox"/> NO	<input type="checkbox"/> N/A	
	Smoke/fire detectors	<input type="checkbox"/> YES	<input type="checkbox"/> NO	<input type="checkbox"/> N/A	
	Carbon monoxide detectors	<input type="checkbox"/> YES	<input type="checkbox"/> NO	<input type="checkbox"/> N/A	
	Emergency flashlights	<input type="checkbox"/> YES	<input type="checkbox"/> NO	<input type="checkbox"/> N/A	
	Is your hot water tank set appropriately so it doesn't burn you?	<input type="checkbox"/> YES	<input type="checkbox"/> NO	<input type="checkbox"/> Not sure	

Part 4: Current and Future Service Needs					
Type of Service	Currently Use		Provided by *S/F/A	Require Now	May require in 5 years
	√YES	√NO			
Medical/nursing care					
Managing medication/prescriptions					
Home care support (bathing)					
Cleaning and laundry					
Meal preparation and cooking					
Grocery Shopping					
Banking and bill paying					
Home mail delivery					
Meal delivery service					
Home maintenance					
Summer yard maintenance					
Winter yard maintenance					
Transportation within community					
Transportation out of community					
Other:					
Other:					
Other:					

* F= Family or Friend, A= Agency, S= Spouse

Part 5: Future Housing Needs					
		Require Now		May require in 5 years	
		√YES	√NO	√YES	√NO
Is your home currently in need of repairs or maintenance?					
	Roofing				
	Siding				
	Plumbing				
	Electrical				
	Hot water tank				
	Furnace				
	Windows				
	Doors				
	Appliances				
	Patio / deck				
	Landscaping				
	Painting: exterior of the house				
	Painting: interior of the house				
	Cleaning gutters and down spouts				
	Fences				
	Other:				
	Other:				
If your home is in need of repairs and/or maintenance, what is preventing this from happening?					
Housing Preferences				√YES	√NO
Do you prefer to continue to live in your current home for as long as possible?					
Would you prefer other housing in your current community?					
	IF YES: what type of housing?				
What would be your main reasons to remain in your current community?					
Would you prefer to find housing in another community?					
What would be your main reasons to leave your current community?					
Notes:					

THE COMMUNITY DEVELOPMENT INSTITUTE at the University of Northern British Columbia

The Community Development Institute (CDI) at UNBC was established in 2004 with a broad mandate in the areas of community, regional, and economic development. Since its inception, the CDI has worked with communities across the northern and central regions of British Columbia to develop and implement strategies for economic diversification and community resilience.

Dedicated to understanding and realizing the potential of BC's non-metropolitan communities in a changing global economy, the CDI works to prepare students and practitioners for leadership roles in community and economic development, and to create a body of knowledge, information, and research that will enhance our understanding and our ability to deal with the impacts of ongoing transformation. The Community Development Institute is committed to working with all communities – Aboriginal and non-Aboriginal – to help them further their aspirations in community and regional development.



© 2021
The Community Development Institute at
The University of Northern British Columbia



3333 University Way, Prince George, BC CANADA V2N 4Z9
Telephone: 1 (250) 960-5952 Email: marleen.morris@unbc.ca
www.unbc.ca/community-development-institute

